



MINISTERIO
DE EDUCACIÓN

COORDINACIÓN GENERAL TERRITORIAL DEL PLAN
EDUCATIVO NACIONAL



HERRAMIENTAS INFORMÁTICAS DOMINADAS POR LOS DOCENTES.

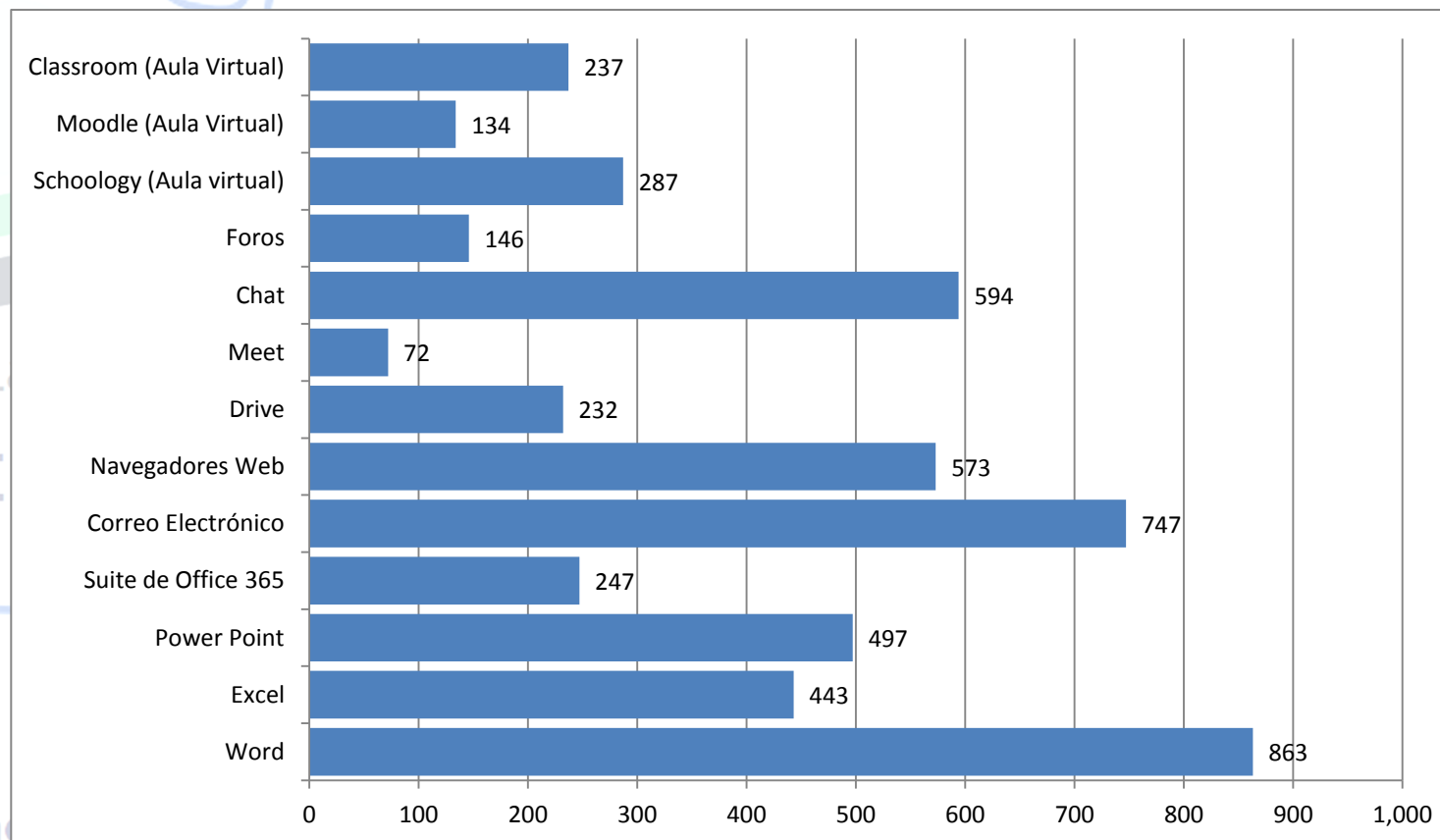
Datos: Abril-Mayo 2020.

MARZO/JULIO 2020

HERRAMIENTAS INFORMÁTICAS DOMINADAS POR LOS DOCENTES

N° de docentes encuestados:
28,615

Herramientas	N° Docentes	%
Word	23,690	83%
Excel	13,358	47%
Power Point	14,794	52%
Suite de Office 365	7,608	27%
Correo Electrónico	20,374	71%
Navegadores Web	15,696	55%
Drive	7,043	25%
Meet	2,144	7%
Chat	14,335	50%
Foros	4,598	16%
Schoology (Aula virtual)	7,830	27%
Moodle (Aula Virtual)	2,696	9%
Classroom (Aula Virtual)	7,618	27%



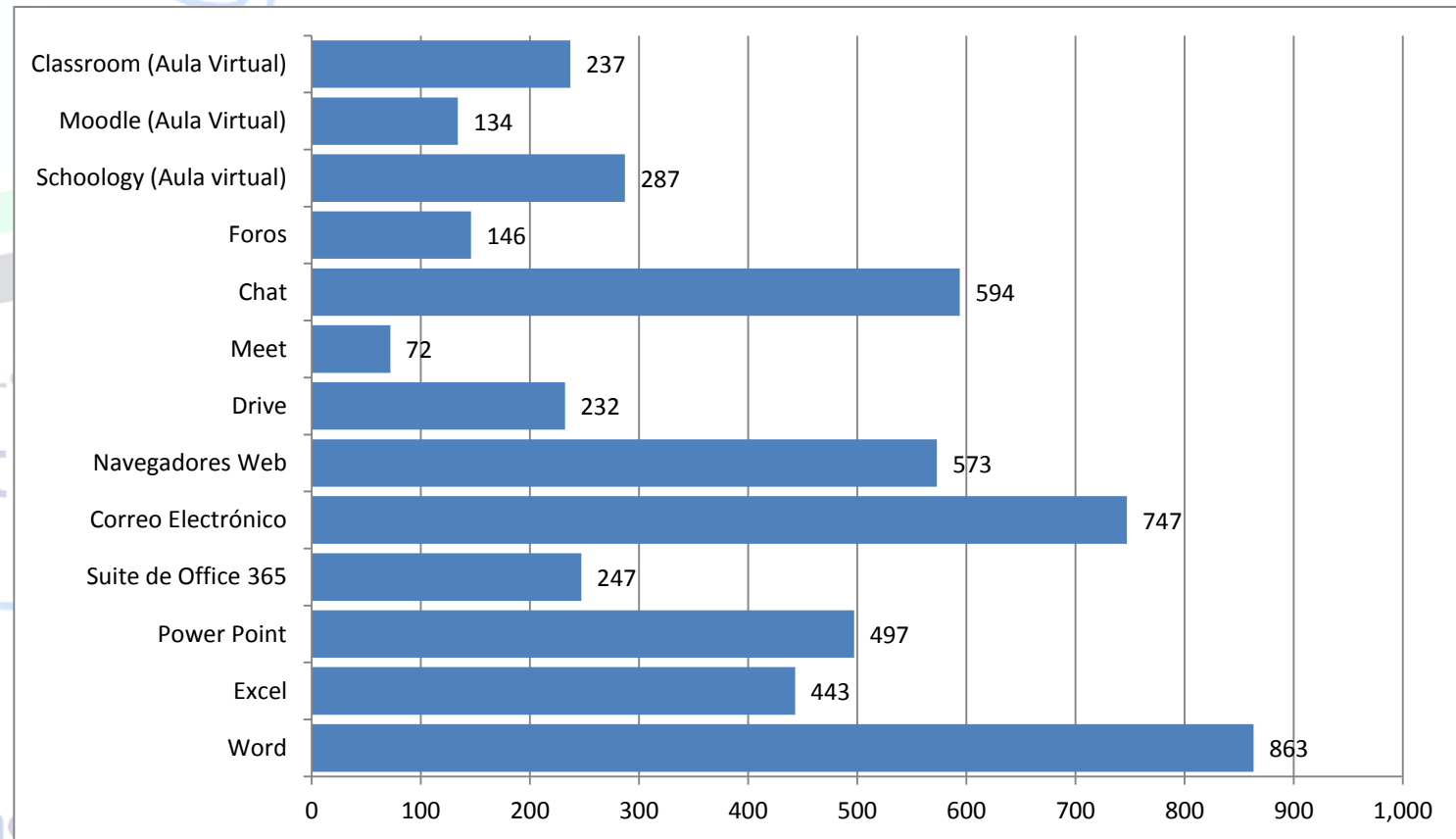
Coordinación General
Plan Educativo Nacional

DEPARTAMENTO DE AHUACHAPÁN

AHUACHAPÁN

N° de docentes encuestados:
1,065

Herramientas	N° Docentes	%
Word	863	81%
Excel	443	42%
Power Point	497	47%
Suite de Office 365	247	23%
Correo Electrónico	747	70%
Navegadores Web	573	54%
Drive	232	22%
Meet	72	7%
Chat	594	56%
Foros	146	14%
Schoology (Aula virtual)	287	27%
Moodle (Aula Virtual)	134	13%
Classroom (Aula Virtual)	237	22%



Coordinación General
Plan Educativo Nacional

ÁREAS EDUCATIVAS DEL DEPARTAMENTO DE AHUACHAPÁN

AREA	Docentes	Word	%	Excel	%	Power Point	%	Suite de Office 365	%	Correo Electrónico	%	Navegadores Web	%	Drive	%	Meet	%	Chat	%	Foros	%	Schoology	%	Moodle	%	Classroom	%
AH01	139	109	78%	39	28%	51	37%	35	25%	87	63%	75	54%	21	15%	11	8%	84	60%	15	11%	29	21%	9	6%	32	23%
AH02	35	24	69%	13	37%	11	31%	11	31%	24	69%	13	37%	6	17%	2	6%	17	49%	2	6%	9	26%	3	9%	8	23%
AH03	165	129	78%	60	36%	65	39%	37	22%	112	68%	82	50%	32	19%	11	7%	82	50%	23	14%	34	21%	24	15%	29	18%
AH04	73	60	82%	35	48%	36	49%	18	25%	56	77%	41	56%	10	14%	2	3%	37	51%	10	14%	34	47%	7	10%	20	27%
AH05	61	46	75%	21	34%	22	36%	14	23%	37	61%	31	51%	7	11%	1	2%	36	59%	5	8%	1	2%	0	0%	8	13%
AH06	38	29	76%	15	39%	15	39%	7	18%	27	71%	21	55%	10	26%	1	3%	23	61%	2	5%	14	37%	4	11%	10	26%
AH07	22	18	82%	11	50%	11	50%	4	18%	17	77%	12	55%	4	18%	1	5%	12	55%	5	23%	5	23%	2	9%	4	18%
AH08	1	1	100%	1	100%	1	100%	1	100%	1	100%	1	100%	1	100%	0	0%	1	100%	0	0%	1	100%	0	0%	1	100%
AH09	43	34	79%	13	30%	17	40%	11	26%	20	47%	24	56%	5	12%	2	5%	17	40%	5	12%	8	19%	3	7%	10	23%
AH10	24	19	79%	10	42%	12	50%	3	13%	14	58%	10	42%	6	25%	1	4%	14	58%	4	17%	4	17%	3	13%	6	25%
AH11	6	6	100%	2	33%	3	50%	1	17%	5	83%	4	67%	0	0%	0	0%	5	83%	2	33%	1	17%	1	17%	1	17%
AH12	41	28	68%	12	29%	11	27%	6	15%	22	54%	15	37%	6	15%	3	7%	18	44%	3	7%	5	12%	1	2%	2	5%
AH13	2	2	100%	0	0%	1	50%	1	50%	2	100%	0	0%	0	0%	0	0%	2	100%	0	0%	0	0%	0	0%	0	0%
AH15	12	12	100%	6	50%	7	58%	4	33%	9	75%	6	50%	1	8%	1	8%	8	67%	2	17%	4	33%	2	17%	2	17%
AH16	1	0	0%	0	0%	0	0%	1	100%	1	100%	0	0%	0	0%	0	0%	1	100%	1	100%	1	100%	0	0%	0	0%
AH20	1	1	100%	1	100%	1	100%	0	0%	1	100%	0	0%	0	0%	0	0%	0	0%	0	0%	1	100%	1	100%	0	0%
AH21	1	1	100%	1	100%	0	0%	1	100%	0	0%	0	0%	1	100%	0	0%	0	0%	0	0%	1	100%	0	0%	0	0%
AH22	14	11	79%	9	64%	9	64%	6	43%	12	86%	8	57%	4	29%	0	0%	11	79%	2	14%	5	36%	1	7%	2	14%
AH23	7	3	43%	3	43%	2	29%	0	0%	6	86%	4	57%	0	0%	0	0%	5	71%	0	0%	0	0%	0	0%	0	0%
AH24	27	20	74%	8	30%	9	33%	3	11%	16	59%	12	44%	5	19%	1	4%	17	63%	0	0%	10	37%	2	7%	3	11%
AH26	12	11	92%	3	25%	5	42%	7	58%	10	83%	6	50%	3	25%	0	0%	9	75%	4	33%	4	33%	1	8%	5	42%
AH27	26	19	73%	10	38%	11	42%	9	35%	14	54%	10	38%	4	15%	1	4%	11	42%	3	12%	3	12%	3	12%	2	8%
AH28	1	1	100%	1	100%	1	100%	1	100%	1	100%	1	100%	0	0%	1	100%	0	0%	0	0%	1	100%	0	0%	0	0%
AH29	12	10	83%	4	33%	5	42%	1	8%	10	83%	6	50%	1	8%	1	8%	6	50%	0	0%	2	17%	0	0%	2	17%

AREA	Docentes	Word	%	Excel	%	Power Point	%	Suite de Office 365	%	Correo Electrónico	%	Navegadores Web	%	Drive	%	Meet	%	Chat	%	Foros	%	Schoology	%	Moodle	%	Classroom	%
AH30	24	9	38%	2	8%	3	13%	3	13%	15	63%	7	29%	3	13%	1	4%	13	54%	1	4%	2	8%	0	0%	3	13%
AH31	27	22	81%	8	30%	10	37%	9	33%	18	67%	10	37%	4	15%	1	4%	13	48%	0	0%	5	19%	2	7%	4	15%
AH32	39	36	92%	18	46%	13	33%	11	28%	24	62%	17	44%	7	18%	3	8%	16	41%	5	13%	6	15%	3	8%	9	23%
AH33	13	8	62%	5	38%	7	54%	9	69%	10	77%	7	54%	4	31%	0	0%	6	46%	1	8%	2	15%	1	8%	3	23%
AH34	10	8	80%	3	30%	5	50%	4	40%	7	70%	7	70%	1	10%	0	0%	5	50%	0	0%	8	80%	1	10%	1	10%
AH35	1	1	100%	0	0%	0	0%	0	0%	0	0%	0	0%	0	0%	0	0%	0	0%	0	0%	0	0%	0	0%	0	0%
AH36	187	185	99%	129	69%	153	82%	29	16%	169	90%	143	76%	86	46%	27	14%	125	67%	51	27%	87	47%	60	32%	70	37%
Total	1,065	863	81%	443	42%	497	47%	247	23%	747	70%	573	54%	232	22%	72	7%	594	56%	146	14%	287	27%	134	13%	237	22%

La escuela es territorio
y el territorio es educación
(Pedro Ticas, 2005)

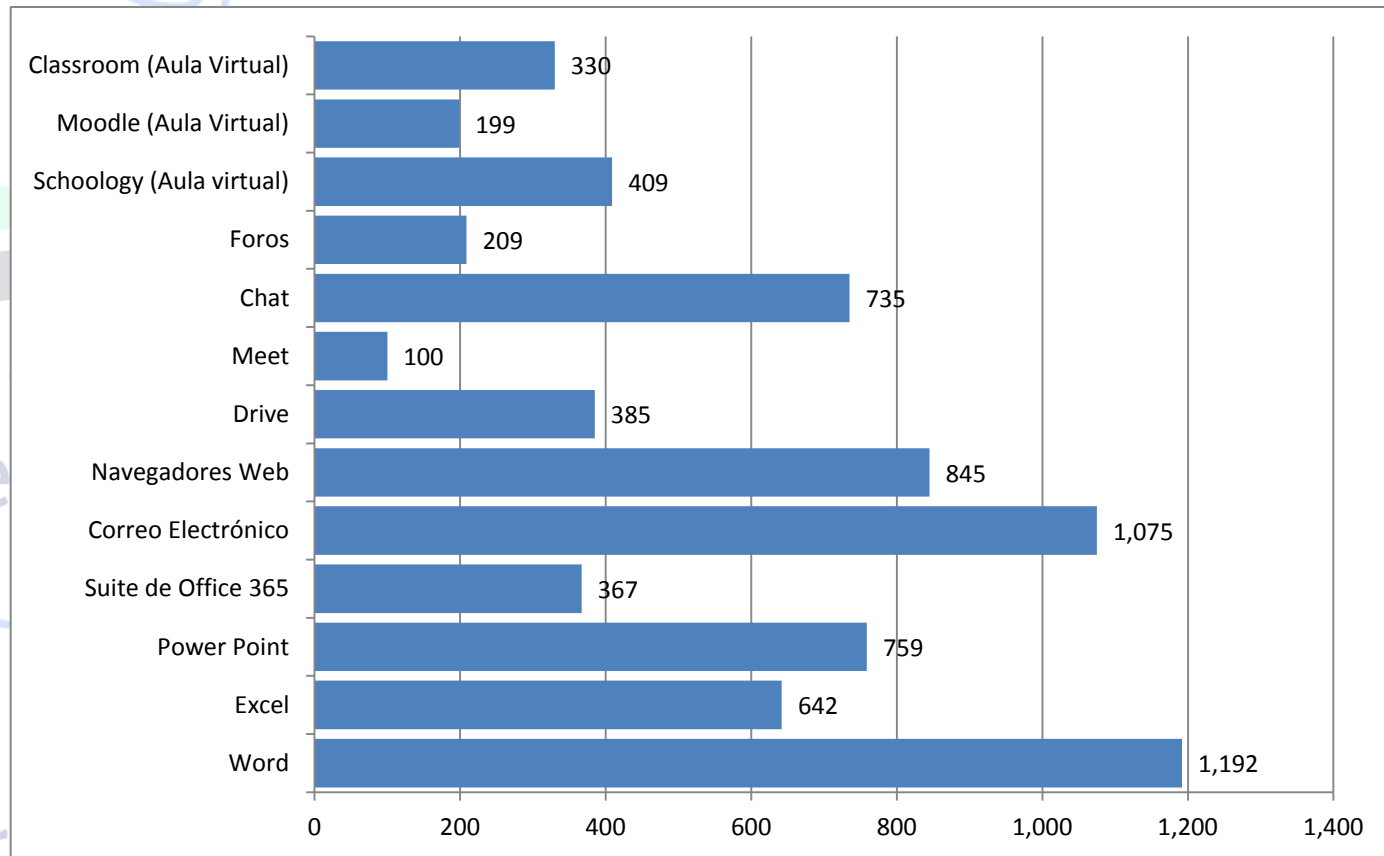
Coordinación General Territorial del
Plan Educativo Nacional

DEPARTAMENTO DE SANTA ANA

SANTA ANA

N° de docentes encuestados:
1,420

Herramientas	N° Docentes	%
Word	1,192	84%
Excel	642	45%
Power Point	759	53%
Suite de Office 365	367	26%
Correo Electrónico	1,075	76%
Navegadores Web	845	60%
Drive	385	27%
Meet	100	7%
Chat	735	52%
Foros	209	15%
Schoology (Aula virtual)	409	29%
Moodle (Aula Virtual)	199	14%
Classroom (Aula Virtual)	330	23%



Coordinación General
Plan Educativo Nacional

ÁREAS EDUCATIVAS DEL DEPARTAMENTO DE SANTA ANA

AREA	Docentes	Word	%	Excel	%	Power Point	%	Suite de Office 365	%	Correo Electrónico	%	Navegadores Web	%	Drive	%	Meet	%	Chat	%	Foros	%	Schoology	%	Moodle	%	Classroom	%
SA01	14	11	79%	5	36%	5	36%	4	29%	12	86%	7	50%	0	0%	0	0%	6	43%	2	14%	5	36%	1	7%	1	7%
SA02	37	27	73%	14	38%	16	43%	6	16%	28	76%	18	49%	6	16%	2	5%	24	65%	4	11%	9	24%	4	11%	9	24%
SA03	88	62	70%	27	31%	29	33%	25	28%	52	59%	44	50%	13	15%	2	2%	35	40%	5	6%	17	19%	5	6%	16	18%
SA04	17	13	76%	11	65%	9	53%	5	29%	11	65%	11	65%	5	29%	0	0%	5	29%	2	12%	4	24%	1	6%	6	35%
SA05	48	39	81%	11	23%	20	42%	9	19%	33	69%	24	50%	6	13%	0	0%	29	60%	2	4%	18	38%	2	4%	9	19%
SA06	3	2	67%	1	33%	0	0%	0	0%	2	67%	2	67%	0	0%	0	0%	2	67%	0	0%	0	0%	0	0%	0	0%
SA07	62	56	90%	34	55%	37	60%	18	29%	47	76%	42	68%	13	21%	2	3%	36	58%	8	13%	10	16%	8	13%	6	10%
SA08	2	1	50%	2	100%	1	50%	2	100%	1	50%	1	50%	0	0%	0	0%	1	50%	1	50%	0	0%	0	0%	1	50%
SA09	31	25	81%	10	32%	13	42%	9	29%	18	58%	17	55%	5	16%	0	0%	15	48%	3	10%	8	26%	5	16%	6	19%
SA10	376	312	83%	153	41%	184	49%	115	31%	287	76%	219	58%	89	24%	22	6%	185	49%	45	12%	131	35%	40	11%	95	25%
SA11	17	15	88%	5	29%	9	53%	5	29%	12	71%	9	53%	3	18%	0	0%	5	29%	0	0%	6	35%	0	0%	1	6%
SA12	9	7	78%	2	22%	5	56%	3	33%	6	67%	5	56%	1	11%	0	0%	4	44%	1	11%	4	44%	1	11%	1	11%
SA13	42	32	76%	14	33%	17	40%	14	33%	26	62%	20	48%	11	26%	1	2%	13	31%	5	12%	13	31%	3	7%	7	17%
SA14	8	7	88%	3	38%	1	13%	0	0%	3	38%	2	25%	1	13%	0	0%	4	50%	1	13%	2	25%	0	0%	1	13%
SA15	8	6	75%	4	50%	5	63%	2	25%	6	75%	6	75%	2	25%	0	0%	4	50%	0	0%	2	25%	0	0%	1	13%
SA16	23	22	96%	10	43%	13	57%	5	22%	14	61%	9	39%	4	17%	2	9%	5	22%	3	13%	6	26%	3	13%	1	4%
SA17	23	14	61%	8	35%	8	35%	7	30%	20	87%	10	43%	4	17%	0	0%	11	48%	2	9%	6	26%	1	4%	7	30%
SA18	11	9	82%	2	18%	5	45%	7	64%	9	82%	6	55%	2	18%	0	0%	8	73%	2	18%	2	18%	1	9%	1	9%
SA19	6	4	67%	2	33%	2	33%	3	50%	5	83%	3	50%	0	0%	0	0%	4	67%	1	17%	4	67%	0	0%	1	17%
SA20	1	1	100%	0	0%	0	0%	0	0%	0	0%	0	0%	0	0%	0	0%	0	0%	0	0%	0	0%	0	0%	0	0%
SA21	2	1	50%	1	50%	1	50%	0	0%	2	100%	1	50%	1	50%	0	0%	1	50%	0	0%	1	50%	1	50%	1	50%
SA22	5	4	80%	2	40%	2	40%	2	40%	2	40%	3	60%	2	40%	0	0%	3	60%	1	20%	0	0%	0	0%	0	0%
SA23	33	24	73%	7	21%	11	33%	6	18%	20	61%	17	52%	1	3%	0	0%	17	52%	1	3%	3	9%	0	0%	2	6%
SA24	6	6	100%	0	0%	1	17%	0	0%	5	83%	3	50%	2	33%	0	0%	3	50%	0	0%	2	33%	0	0%	1	17%

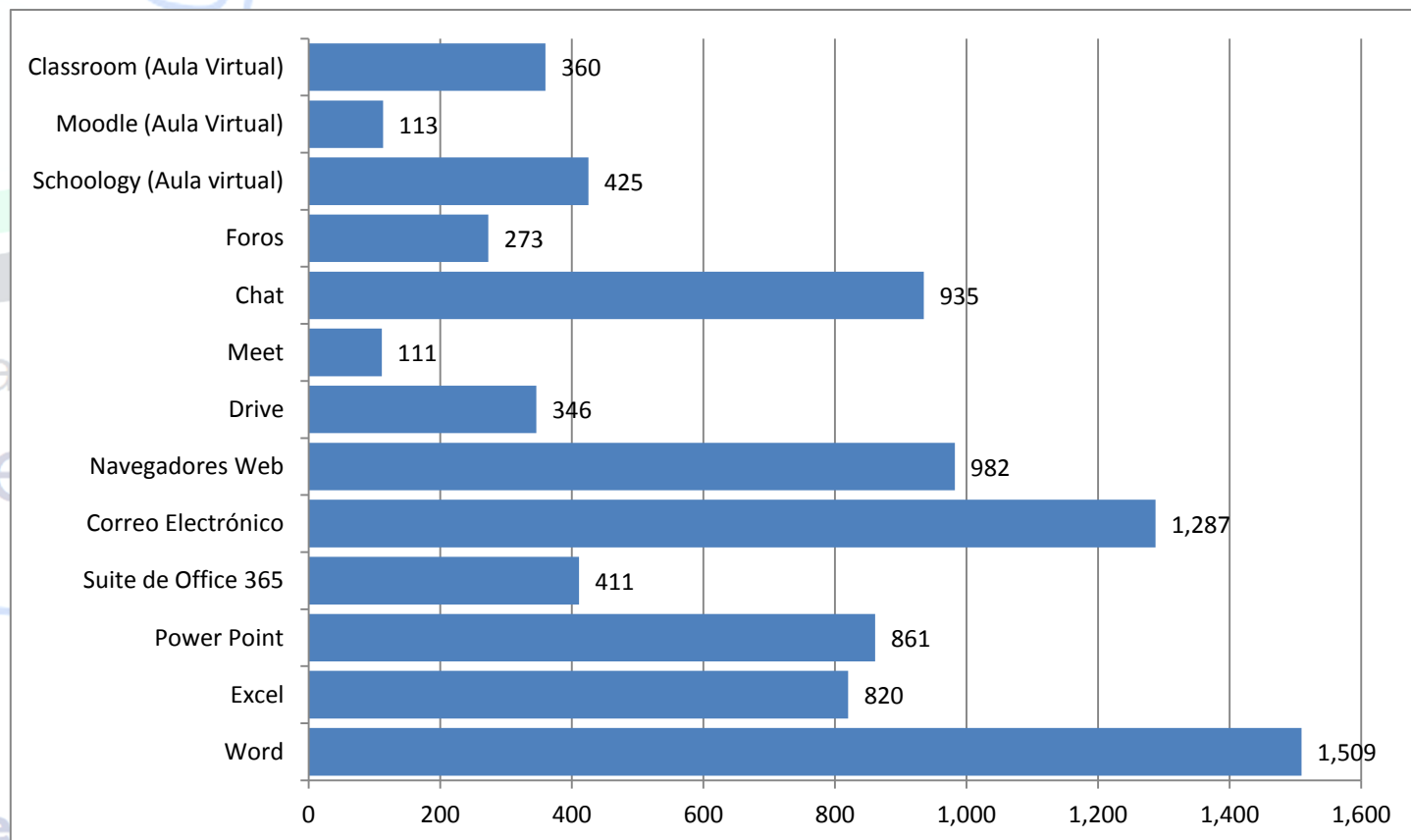
AREA	Docentes	Word	%	Excel	%	Power Point	%	Suite de Office 365	%	Correo Electrónico	%	Navegadores Web	%	Drive	%	Meet	%	Chat	%	Foros	%	Schoology	%	Moodle	%	Classroom	%
SA25	3	2	67%	1	33%	2	67%	2	67%	2	67%	2	67%	1	33%	0	0%	2	67%	0	0%	1	33%	0	0%	0	0%
SA26	15	13	87%	9	60%	10	67%	5	33%	12	80%	8	53%	5	33%	0	0%	7	47%	0	0%	2	13%	1	7%	2	13%
SA27	8	6	75%	5	63%	5	63%	1	13%	8	100%	4	50%	1	13%	0	0%	3	38%	1	13%	1	13%	1	13%	1	13%
SA28	11	8	73%	4	36%	4	36%	2	18%	8	73%	6	55%	1	9%	0	0%	3	27%	0	0%	1	9%	0	0%	1	9%
SA30	3	3	100%	2	67%	2	67%	0	0%	1	33%	1	33%	0	0%	0	0%	0	0%	0	0%	0	0%	0	0%	0	0%
SA31	2	1	50%	0	0%	0	0%	0	0%	2	100%	1	50%	1	50%	0	0%	1	50%	0	0%	0	0%	0	0%	0	0%
SA32	4	4	100%	4	100%	4	100%	1	25%	4	100%	3	75%	0	0%	0	0%	2	50%	0	0%	3	75%	0	0%	2	50%
SA33	2	2	100%	1	50%	1	50%	1	50%	1	50%	1	50%	1	50%	0	0%	1	50%	1	50%	1	50%	1	50%	0	0%
SA34	10	7	70%	5	50%	4	40%	1	10%	4	40%	3	30%	2	20%	0	0%	5	50%	0	0%	1	10%	0	0%	1	10%
SA35	8	8	100%	4	50%	4	50%	1	13%	4	50%	4	50%	0	0%	0	0%	1	13%	0	0%	0	0%	0	0%	0	0%
SA36	3	3	100%	0	0%	0	0%	0	0%	2	67%	2	67%	0	0%	0	0%	0	0%	0	0%	0	0%	0	0%	0	0%
SA37	4	4	100%	2	50%	2	50%	1	25%	3	75%	1	25%	0	0%	0	0%	1	25%	0	0%	2	50%	0	0%	0	0%
SA38	10	8	80%	5	50%	4	40%	4	40%	7	70%	5	50%	3	30%	1	10%	5	50%	2	20%	3	30%	1	10%	1	10%
SA39	3	3	100%	2	67%	3	100%	2	67%	3	100%	2	67%	1	33%	0	0%	2	67%	1	33%	2	67%	0	0%	1	33%
SA40	1	1	100%	0	0%	0	0%	0	0%	0	0%	1	100%	0	0%	0	0%	0	0%	0	0%	0	0%	0	0%	0	0%
SA41	8	6	75%	4	50%	4	50%	4	50%	7	88%	3	38%	2	25%	0	0%	3	38%	1	13%	5	63%	1	13%	1	13%
SA42	5	3	60%	2	40%	2	40%	2	40%	3	60%	2	40%	1	20%	0	0%	1	20%	0	0%	0	0%	1	20%	1	20%
SA43	2	1	50%	1	50%	1	50%	0	0%	2	100%	2	100%	0	0%	0	0%	1	50%	0	0%	0	0%	0	0%	0	0%
SA44	6	5	83%	4	67%	4	67%	4	67%	5	83%	5	83%	3	50%	0	0%	2	33%	0	0%	4	67%	1	17%	2	33%
SA45	6	5	83%	0	0%	1	17%	3	50%	4	67%	4	67%	0	0%	0	0%	3	50%	0	0%	1	17%	0	0%	1	17%
SA46	97	74	76%	33	34%	42	43%	17	18%	73	75%	54	56%	18	19%	11	11%	48	49%	19	20%	32	33%	24	25%	13	13%
SA47	7	5	71%	0	0%	0	0%	6	86%	6	86%	3	43%	0	0%	0	0%	6	86%	1	14%	4	57%	0	0%	2	29%
SA48	7	5	71%	2	29%	4	57%	3	43%	3	43%	3	43%	1	14%	0	0%	4	57%	0	0%	1	14%	0	0%	1	14%
SA49	3	3	100%	2	67%	2	67%	0	0%	1	33%	1	33%	1	33%	0	0%	1	33%	0	0%	1	33%	0	0%	0	0%
SA50	320	312	98%	222	69%	260	81%	60	19%	289	90%	245	77%	172	54%	57	18%	213	67%	94	29%	91	28%	92	29%	126	39%
Total	1,420	1,192	84%	642	45%	759	53%	367	26%	1,075	76%	845	60%	385	27%	100	7%	735	52%	209	15%	409	29%	199	14%	330	23%

DEPARTAMENTO DE SONSONATE

SONSONATE

N° de docentes encuestados:
1,794

Herramientas	N° Docentes	%
Word	1,509	84%
Excel	820	46%
Power Point	861	48%
Suite de Office 365	411	23%
Correo Electrónico	1,287	72%
Navegadores Web	982	55%
Drive	346	19%
Meet	111	6%
Chat	935	52%
Foros	273	15%
Schoology (Aula virtual)	425	24%
Moodle (Aula Virtual)	113	6%
Classroom (Aula Virtual)	360	20%



Coordinación General
Plan Educativo Nacional

ÁREAS EDUCATIVAS DEL DEPARTAMENTO DE SONSONATE

AREA	Docentes	Word	%	Excel	%	Power Point	%	Suite de Office 365	%	Correo Electrónico	%	Navegadores Web	%	Drive	%	Meet	%	Chat	%	Foros	%	Schoology	%	Moodle	%	Classroom	%
SO01	62	46	74%	23	37%	28	45%	15	24%	45	73%	32	52%	11	18%	5	8%	37	60%	6	10%	12	19%	9	15%	13	21%
SO02	161	121	75%	62	39%	63	39%	41	25%	108	67%	73	45%	25	16%	3	2%	84	52%	16	10%	18	11%	8	5%	29	18%
SO03	32	27	84%	15	47%	11	34%	5	16%	15	47%	14	44%	4	13%	1	3%	12	38%	1	3%	6	19%	1	3%	6	19%
SO04	20	18	90%	10	50%	9	45%	6	30%	12	60%	9	45%	3	15%	0	0%	12	60%	0	0%	0	0%	0	0%	3	15%
SO05	30	24	80%	9	30%	14	47%	7	23%	17	57%	14	47%	7	23%	1	3%	13	43%	4	13%	6	20%	1	3%	5	17%
SO06	127	105	83%	45	35%	59	46%	34	27%	92	72%	65	51%	20	16%	4	3%	59	46%	16	13%	48	38%	8	6%	20	16%
SO07	53	42	79%	26	49%	26	49%	11	21%	42	79%	27	51%	9	17%	1	2%	27	51%	8	15%	18	34%	4	8%	12	23%
SO08	141	120	85%	61	43%	62	44%	29	21%	101	72%	64	45%	20	14%	5	4%	74	52%	11	8%	20	14%	8	6%	20	14%
SO09	38	31	82%	11	29%	13	34%	7	18%	26	68%	25	66%	7	18%	2	5%	19	50%	2	5%	11	29%	1	3%	10	26%
SO10	10	8	80%	1	10%	4	40%	3	30%	6	60%	6	60%	2	20%	0	0%	5	50%	1	10%	2	20%	0	0%	1	10%
SO11	19	16	84%	7	37%	9	47%	5	26%	15	79%	9	47%	6	32%	2	11%	12	63%	5	26%	3	16%	4	21%	5	26%
SO12	91	78	86%	41	45%	41	45%	27	30%	66	73%	52	57%	8	9%	2	2%	33	36%	5	5%	19	21%	6	7%	12	13%
SO13	19	17	89%	12	63%	8	42%	6	32%	11	58%	9	47%	1	5%	1	5%	3	16%	1	5%	2	11%	1	5%	2	11%
SO14	42	32	76%	18	43%	14	33%	13	31%	30	71%	24	57%	5	12%	2	5%	18	43%	9	21%	13	31%	4	10%	5	12%
SO15	182	147	81%	67	37%	73	40%	46	25%	130	71%	108	59%	40	22%	12	7%	95	52%	25	14%	46	25%	15	8%	51	28%
SO16	25	24	96%	8	32%	9	36%	2	8%	16	64%	9	36%	2	8%	0	0%	11	44%	1	4%	2	8%	0	0%	2	8%
SO17	91	75	82%	33	36%	30	33%	26	29%	61	67%	44	48%	11	12%	4	4%	45	49%	11	12%	15	16%	4	4%	14	15%
SO18	21	16	76%	8	38%	6	29%	3	14%	14	67%	7	33%	1	5%	0	0%	6	29%	1	5%	2	10%	1	5%	0	0%
SO19	15	13	87%	7	47%	5	33%	2	13%	13	87%	8	53%	2	13%	1	7%	6	40%	2	13%	7	47%	1	7%	2	13%
SO20	22	18	82%	11	50%	10	45%	1	5%	15	68%	11	50%	0	0%	3	14%	6	27%	1	5%	8	36%	0	0%	4	18%
SO21	10	9	90%	6	60%	6	60%	3	30%	7	70%	5	50%	1	10%	0	0%	6	60%	1	10%	6	60%	0	0%	1	10%
SO22	1	1	100%	1	100%	0	0%	0	0%	1	100%	1	100%	1	100%	0	0%	1	100%	0	0%	1	100%	0	0%	0	0%
SO23	25	23	92%	15	60%	12	48%	10	40%	18	72%	14	56%	5	20%	1	4%	13	52%	1	4%	6	24%	1	4%	2	8%
SO24	15	12	80%	7	47%	7	47%	3	20%	9	60%	5	33%	2	13%	1	7%	6	40%	1	7%	5	33%	2	13%	0	0%

AREA	Docentes	Word	%	Excel	%	Power Point	%	Suite de Office 365	%	Correo Electrónico	%	Navegadores Web	%	Drive	%	Meet	%	Chat	%	Foros	%	Schoology	%	Moodle	%	Classroom	%
SO25	9	8	89%	4	44%	4	44%	4	44%	7	78%	3	33%	2	22%	0	0%	4	44%	2	22%	6	67%	0	0%	3	33%
SO26	6	6	100%	2	33%	2	33%	3	50%	4	67%	2	33%	1	17%	0	0%	1	17%	0	0%	1	17%	0	0%	0	0%
SO27	38	28	74%	14	37%	17	45%	9	24%	23	61%	15	39%	7	18%	0	0%	19	50%	5	13%	15	39%	0	0%	5	13%
SO28	24	15	63%	3	13%	4	17%	5	21%	13	54%	8	33%	2	8%	0	0%	10	42%	1	4%	0	0%	1	4%	1	4%
SO29	10	8	80%	4	40%	4	40%	5	50%	6	60%	6	60%	2	20%	0	0%	4	40%	1	10%	4	40%	0	0%	1	10%
SO30	12	8	67%	3	25%	4	33%	0	0%	9	75%	6	50%	0	0%	0	0%	5	42%	1	8%	1	8%	0	0%	0	0%
SO31	33	28	85%	13	39%	13	39%	6	18%	18	55%	16	48%	2	6%	0	0%	14	42%	1	3%	2	6%	0	0%	1	3%
SO32	6	5	83%	1	17%	1	17%	1	17%	3	50%	3	50%	0	0%	0	0%	4	67%	0	0%	0	0%	0	0%	0	0%
SO33	119	102	86%	69	58%	67	56%	26	22%	86	72%	75	63%	12	10%	0	0%	77	65%	44	37%	67	56%	2	2%	11	9%
SO34	10	10	100%	6	60%	5	50%	4	40%	5	50%	7	70%	0	0%	1	10%	4	40%	0	0%	2	20%	0	0%	0	0%
SO35	275	268	97%	197	72%	221	80%	43	16%	243	88%	206	75%	125	45%	59	21%	190	69%	89	32%	51	19%	31	11%	119	43%
Total	1,794	1,509	84%	820	46%	861	48%	411	23%	1,287	72%	982	55%	346	19%	111	6%	935	52%	273	15%	425	24%	113	6%	360	20%

territorio
y el territorio
es educación

(Pedro Ticas, 2005)

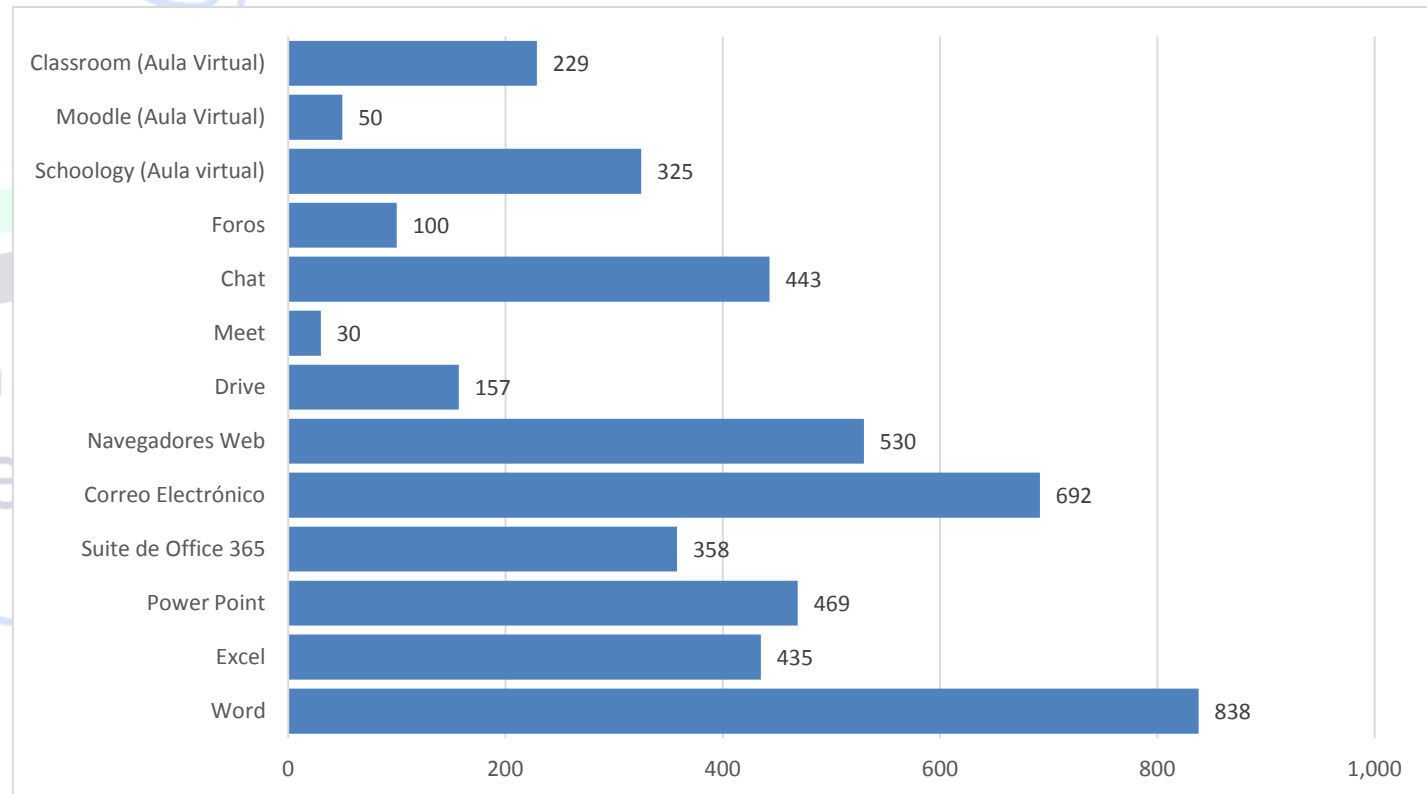
Coordinación General Territorial del
Plan Educativo Nacional

DEPARTAMENTO DE CHALATENANGO

CHALATENANGO

N° de docentes encuestados:
1,025

Herramientas	N° Docentes	%
Word	838	82%
Excel	435	42%
Power Point	469	46%
Suite de Office 365	358	35%
Correo Electrónico	692	68%
Navegadores Web	530	52%
Drive	157	15%
Meet	30	3%
Chat	443	43%
Foros	100	10%
Schoology (Aula virtual)	325	32%
Moodle (Aula Virtual)	50	5%
Classroom (Aula Virtual)	229	22%



Coordinación General Territorial del
Plan Educativo Nacional

ÁREAS EDUCATIVAS DEL DEPARTAMENTO DE CHALATENANGO

AREA	Docentes	Word	%	Excel	%	Power Point	%	Suite de Office 365	%	Correo Electrónico	%	Navegadores Web	%	Drive	%	Meet	%	Chat	%	Foros	%	Schoology	%	Moodle	%	Classroom	%
CH01	30	25	83%	19	63%	19	63%	8	27%	22	73%	18	60%	4	13%	0	0%	13	43%	4	13%	7	23%	2	7%	8	27%
CH02	1	1	100%	1	100%	1	100%	0	0%	1	100%	1	100%	1	100%	0	0%	1	100%	0	0%	0	0%	0	0%	1	100%
CH03	29	19	66%	12	41%	13	45%	18	62%	27	93%	16	55%	4	14%	1	3%	12	41%	1	3%	8	28%	0	0%	5	17%
CH04	8	7	88%	4	50%	4	50%	4	50%	4	50%	4	50%	0	0%	0	0%	3	38%	0	0%	4	50%	0	0%	5	63%
CH05	28	18	64%	8	29%	8	29%	8	29%	16	57%	12	43%	1	4%	0	0%	10	36%	1	4%	9	32%	0	0%	3	11%
CH06	17	11	65%	4	24%	4	24%	5	29%	11	65%	6	35%	2	12%	0	0%	8	47%	0	0%	12	71%	0	0%	4	24%
CH07	20	13	65%	3	15%	1	5%	6	30%	13	65%	9	45%	1	5%	0	0%	5	25%	0	0%	3	15%	0	0%	5	25%
CH08	34	24	71%	10	29%	10	29%	16	47%	22	65%	17	50%	4	12%	2	6%	15	44%	4	12%	10	29%	2	6%	7	21%
CH10	28	19	68%	6	21%	9	32%	7	25%	14	50%	13	46%	3	11%	0	0%	8	29%	1	4%	11	39%	1	4%	6	21%
CH11	23	17	74%	7	30%	4	17%	6	26%	16	70%	7	30%	0	0%	0	0%	6	26%	1	4%	9	39%	0	0%	4	17%
CH12	28	25	89%	10	36%	12	43%	7	25%	19	68%	14	50%	6	21%	1	4%	11	39%	3	11%	7	25%	0	0%	7	25%
CH13	37	33	89%	20	54%	18	49%	17	46%	25	68%	21	57%	3	8%	1	3%	22	59%	4	11%	7	19%	2	5%	7	19%
CH14	58	43	74%	19	33%	19	33%	18	31%	34	59%	31	53%	3	5%	0	0%	20	34%	1	2%	7	12%	0	0%	2	3%
CH15	42	40	95%	25	60%	22	52%	13	31%	34	81%	24	57%	9	21%	0	0%	17	40%	3	7%	16	38%	2	5%	8	19%
CH16	21	18	86%	12	57%	12	57%	13	62%	13	62%	14	67%	5	24%	1	5%	7	33%	3	14%	4	19%	1	5%	3	14%
CH17	85	75	88%	38	45%	44	52%	35	41%	63	74%	45	53%	12	14%	2	2%	36	42%	6	7%	20	24%	4	5%	16	19%
CH18	60	53	88%	26	43%	33	55%	18	30%	50	83%	34	57%	12	20%	4	7%	26	43%	5	8%	21	35%	4	7%	15	25%
CH19	25	18	72%	9	36%	9	36%	9	36%	15	60%	8	32%	4	16%	0	0%	14	56%	3	12%	8	32%	1	4%	6	24%
CH20	18	16	89%	10	56%	9	50%	6	33%	10	56%	8	44%	5	28%	0	0%	7	39%	3	17%	6	33%	1	6%	6	33%
CH21	14	13	93%	2	14%	2	14%	6	43%	5	36%	1	7%	1	7%	0	0%	3	21%	1	7%	0	0%	1	7%	0	0%
CH22	18	14	78%	8	44%	8	44%	10	56%	17	94%	12	67%	3	17%	0	0%	15	83%	3	17%	8	44%	1	6%	5	28%
CH23	19	16	84%	7	37%	9	47%	10	53%	12	63%	11	58%	4	21%	1	5%	8	42%	3	16%	11	58%	2	11%	10	53%
CH25	23	18	78%	11	48%	12	52%	10	43%	13	57%	12	52%	3	13%	1	4%	11	48%	3	13%	7	30%	3	13%	7	30%

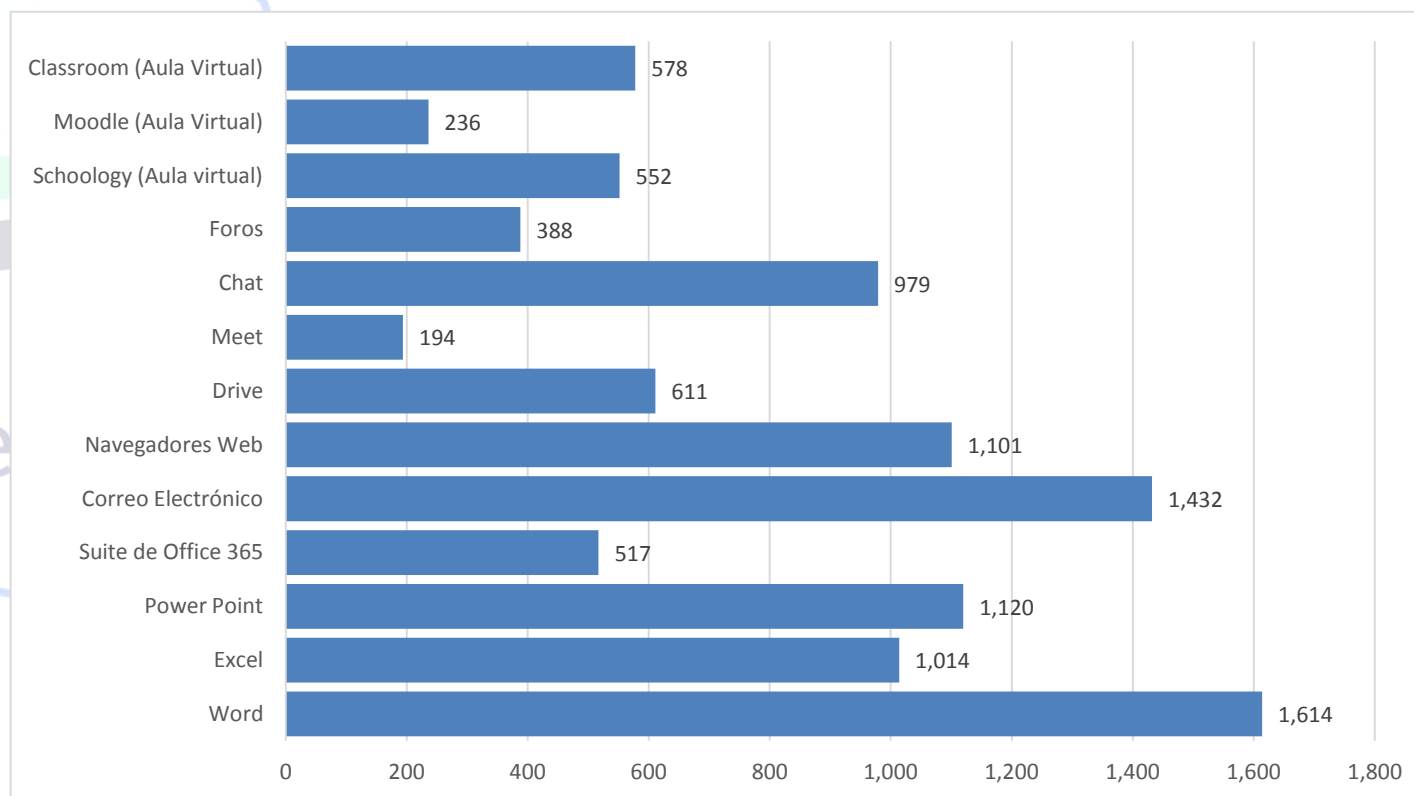
AREA	Docentes	Word	%	Excel	%	Power Point	%	Suite de Office 365	%	Correo Electrónico	%	Navegadores Web	%	Drive	%	Meet	%	Chat	%	Foros	%	Schoology	%	Moodle	%	Classroom	%
CH26	13	9	69%	4	31%	3	23%	8	62%	8	62%	9	69%	2	15%	1	8%	8	62%	1	8%	3	23%	0	0%	5	38%
CH27	11	9	82%	5	45%	6	55%	0	0%	5	45%	3	27%	1	9%	0	0%	4	36%	1	9%	3	27%	0	0%	0	0%
CH28	20	18	90%	7	35%	10	50%	5	25%	10	50%	9	45%	2	10%	0	0%	7	35%	2	10%	5	25%	0	0%	3	15%
CH29	72	51	71%	25	35%	27	38%	21	29%	45	63%	36	50%	8	11%	3	4%	25	35%	4	6%	27	38%	4	6%	19	26%
CH30	6	5	83%	3	50%	4	67%	2	33%	4	67%	3	50%	2	33%	1	17%	4	67%	2	33%	2	33%	1	17%	0	0%
CH31	16	14	88%	9	56%	9	56%	3	19%	12	75%	9	56%	4	25%	0	0%	5	31%	2	13%	6	38%	1	6%	4	25%
CH32	7	7	100%	6	86%	6	86%	3	43%	5	71%	4	57%	2	29%	2	29%	4	57%	2	29%	4	57%	2	29%	2	29%
CH33	11	10	91%	7	64%	5	45%	7	64%	9	82%	6	55%	3	27%	0	0%	6	55%	2	18%	7	64%	2	18%	6	55%
CH34	37	33	89%	19	51%	16	43%	10	27%	23	62%	18	49%	6	16%	1	3%	16	43%	4	11%	14	38%	1	3%	9	24%
CH35	13	10	77%	4	31%	5	38%	3	23%	9	69%	5	38%	1	8%	1	8%	5	38%	2	15%	4	31%	1	8%	1	8%
CH36	7	4	57%	4	57%	4	57%	4	57%	4	57%	3	43%	0	0%	0	0%	2	29%	0	0%	1	14%	0	0%	2	29%
CH37	5	2	40%	0	0%	1	20%	1	20%	2	40%	2	40%	0	0%	0	0%	1	20%	1	20%	1	20%	0	0%	2	40%
CH38	1	1	100%	1	100%	1	100%	0	0%	1	100%	0	0%	0	0%	0	0%	0	0%	0	0%	1	100%	0	0%	0	0%
CH39	12	7	58%	2	17%	3	25%	6	50%	11	92%	6	50%	1	8%	1	8%	3	25%	1	8%	5	42%	1	8%	1	8%
CH40	4	4	100%	1	25%	2	50%	1	25%	4	100%	2	50%	1	25%	0	0%	3	75%	1	25%	2	50%	0	0%	2	50%
CH41	18	16	89%	6	33%	9	50%	4	22%	7	39%	7	39%	2	11%	0	0%	5	28%	1	6%	2	11%	0	0%	2	11%
CH42	10	9	90%	6	60%	6	60%	5	50%	6	60%	6	60%	3	30%	1	10%	9	90%	1	10%	3	30%	2	20%	1	10%
CH43	1	1	100%	0	0%	1	100%	1	100%	1	100%	1	100%	0	0%	0	0%	0	0%	0	0%	1	100%	0	0%	0	0%
CH44	4	4	100%	2	50%	1	25%	1	25%	2	50%	3	75%	1	25%	0	0%	1	25%	0	0%	2	50%	0	0%	0	0%
CH45	7	4	57%	0	0%	1	14%	2	29%	4	57%	2	29%	0	0%	0	0%	1	14%	0	0%	4	57%	0	0%	0	0%
CH46	22	22	100%	14	64%	17	77%	12	55%	18	82%	16	73%	8	36%	2	9%	14	64%	8	36%	15	68%	3	14%	8	36%
CH47	62	62	100%	39	63%	50	81%	9	15%	46	74%	42	68%	20	32%	3	5%	42	68%	12	19%	18	29%	5	8%	22	35%
Total	1,025	838	82%	435	42%	469	46%	358	35%	692	68%	530	52%	157	15%	30	3%	443	43%	100	10%	325	32%	50	5%	229	22%

DEPARTAMENTO DE LA LIBERTAD

LA LIBERTAD

N° de docentes encuestados:
1,799

Herramientas	N° Docentes	%
Word	1,614	90%
Excel	1,014	56%
Power Point	1,120	62%
Suite de Office 365	517	29%
Correo Electrónico	1,432	80%
Navegadores Web	1,101	61%
Drive	611	34%
Meet	194	11%
chat	979	54%
foros	388	22%
schoolology (Aula virtual)	552	31%
Moodle (Aula Virtual)	236	13%
Classroom (Aula Virtual)	578	32%



Coordinación General Territorial del
Plan Educativo Nacional

ÁREAS EDUCATIVAS DEL DEPARTAMENTO DE LA LIBERTAD

AREA	Docentes	Word	%	Excel	%	Power Point	%	Suite de Office 365	%	Correo Electrónico	%	Navegadores Web	%	Drive	%	Meet	%	Chat	%	Foros	%	Schoology	%	Moodle	%	Classroom	%
LL01	20	18	90%	10	50%	10	50%	5	25%	16	80%	12	60%	6	30%	1	5%	12	60%	2	10%	3	15%	1	5%	2	10%
LL01	178	142	80%	65	37%	72	40%	37	21%	110	62%	71	40%	19	11%	2	1%	74	42%	11	6%	35	20%	8	4%	21	12%
II02	78	67	86%	38	49%	38	49%	17	22%	54	69%	37	47%	11	14%	2	3%	41	53%	2	3%	16	21%	2	3%	21	27%
II03	38	35	92%	21	55%	21	55%	12	32%	27	71%	18	47%	7	18%	0	0%	15	39%	4	11%	17	45%	1	3%	10	26%
II04	21	20	95%	10	48%	9	43%	6	29%	15	71%	9	43%	5	24%	1	5%	10	48%	1	5%	7	33%	1	5%	2	10%
II05	8	6	75%	3	38%	4	50%	1	13%	8	100%	4	50%	1	13%	0	0%	4	50%	0	0%	3	38%	0	0%	1	13%
II06	40	38	95%	25	63%	25	63%	9	23%	32	80%	19	48%	11	28%	0	0%	12	30%	3	8%	13	33%	2	5%	13	33%
II07	1	1	100%	0	0%	0	0%	0	0%	0	0%	0	0%	0	0%	0	0%	0	0%	0	0%	0	0%	0	0%	0	0%
II09	29	25	86%	11	38%	14	48%	4	14%	24	83%	15	52%	5	17%	2	7%	11	38%	5	17%	5	17%	1	3%	5	17%
II10	24	21	88%	11	46%	12	50%	10	42%	22	92%	19	79%	7	29%	1	4%	12	50%	5	21%	9	38%	2	8%	9	38%
II11	221	187	85%	103	47%	111	50%	66	30%	152	69%	112	51%	52	24%	8	4%	93	42%	29	13%	101	46%	17	8%	51	23%
II12	4	3	75%	1	25%	1	25%	1	25%	4	100%	2	50%	1	25%	0	0%	1	25%	1	25%	1	25%	0	0%	1	25%
II13	73	64	88%	36	49%	45	62%	24	33%	54	74%	41	56%	18	25%	9	12%	41	56%	9	12%	13	18%	7	10%	23	32%
II14	34	25	74%	13	38%	14	41%	8	24%	25	74%	19	56%	4	12%	0	0%	9	26%	3	9%	7	21%	1	3%	7	21%
II15	33	32	97%	18	55%	22	67%	11	33%	26	79%	19	58%	2	6%	1	3%	14	42%	2	6%	11	33%	1	3%	7	21%
II16	55	44	80%	31	56%	32	58%	16	29%	43	78%	32	58%	9	16%	7	13%	23	42%	9	16%	22	40%	6	11%	20	36%
II17	1	1	100%	0	0%	1	100%	0	0%	1	100%	0	0%	0	0%	0	0%	0	0%	0	0%	1	100%	0	0%	0	0%
II18	50	44	88%	35	70%	29	58%	15	30%	39	78%	36	72%	12	24%	3	6%	25	50%	6	12%	23	46%	3	6%	17	34%
II19	9	7	78%	2	22%	4	44%	3	33%	8	89%	4	44%	2	22%	0	0%	6	67%	1	11%	4	44%	0	0%	2	22%
II20	5	4	80%	1	20%	1	20%	1	20%	5	100%	3	60%	0	0%	0	0%	0	0%	0	0%	1	20%	0	0%	1	20%
II21	92	82	89%	52	57%	56	61%	23	25%	73	79%	55	60%	22	24%	4	4%	50	54%	14	15%	27	29%	4	4%	30	33%
II22	2	2	100%	2	100%	0	0%	0	0%	2	100%	1	50%	0	0%	0	0%	2	100%	0	0%	1	50%	0	0%	0	0%
II23	31	24	77%	11	35%	10	32%	4	13%	21	68%	15	48%	7	23%	0	0%	11	35%	2	6%	11	35%	1	3%	6	19%
II24	24	23	96%	12	50%	13	54%	5	21%	15	63%	15	63%	11	46%	2	8%	12	50%	6	25%	10	42%	5	21%	7	29%

AREA	Docentes	Word	%	Excel	%	Power Point	%	Suite de Office 365	%	Correo Electrónico	%	Navegadores Web	%	Drive	%	Meet	%	Chat	%	Foros	%	Schoology	%	Moodle	%	Classroom	%
II25	33	27	82%	13	39%	12	36%	10	30%	25	76%	14	42%	6	18%	3	9%	12	36%	5	15%	6	18%	2	6%	6	18%
II26	5	5	100%	4	80%	3	60%	1	20%	3	60%	3	60%	0	0%	0	0%	3	60%	0	0%	0	0%	0	0%	0	0%
II27	18	14	78%	8	44%	6	33%	2	11%	14	78%	7	39%	1	6%	0	0%	7	39%	1	6%	9	50%	1	6%	3	17%
II28	27	24	89%	14	52%	14	52%	6	22%	17	63%	12	44%	4	15%	0	0%	10	37%	0	0%	13	48%	1	4%	5	19%
II29	28	26	93%	16	57%	14	50%	13	46%	23	82%	17	61%	6	21%	3	11%	14	50%	5	18%	16	57%	0	0%	7	25%
II30	4	4	100%	2	50%	3	75%	1	25%	1	25%	0	0%	0	0%	1	25%	0	0%	0	0%	0	0%	0	0%	0	0%
II31	21	15	71%	10	48%	10	48%	6	29%	15	71%	12	57%	6	29%	0	0%	11	52%	4	19%	13	62%	2	10%	5	24%
II32	9	6	67%	4	44%	4	44%	1	11%	4	44%	3	33%	1	11%	0	0%	4	44%	1	11%	2	22%	0	0%	0	0%
II33	11	10	91%	8	73%	7	64%	7	64%	10	91%	6	55%	1	9%	0	0%	5	45%	1	9%	3	27%	3	27%	2	18%
II34	2	2	100%	0	0%	2	100%	2	100%	2	100%	1	50%	0	0%	0	0%	1	50%	0	0%	0	0%	0	0%	0	0%
II35	1	1	100%	0	0%	0	0%	0	0%	0	0%	0	0%	0	0%	0	0%	0	0%	0	0%	0	0%	0	0%	0	0%
II36	2	2	100%	1	50%	2	100%	0	0%	2	100%	2	100%	0	0%	0	0%	1	50%	0	0%	1	50%	0	0%	0	0%
II37	8	8	100%	3	38%	6	75%	1	13%	5	63%	3	38%	0	0%	0	0%	3	38%	0	0%	1	13%	0	0%	0	0%
II38	4	4	100%	2	50%	4	100%	4	100%	4	100%	3	75%	0	0%	0	0%	1	25%	0	0%	2	50%	0	0%	2	50%
II39	555	551	99%	418	75%	489	88%	185	33%	531	96%	460	83%	374	67%	144	26%	429	77%	256	46%	145	26%	164	30%	292	53%
Total	1,799	1,614	90%	1,014	56%	1,120	62%	517	29%	1,432	80%	1,101	61%	611	34%	194	11%	979	54%	388	22%	552	31%	236	13%	578	32%

es educación
(Pedro Ticas, 2005)

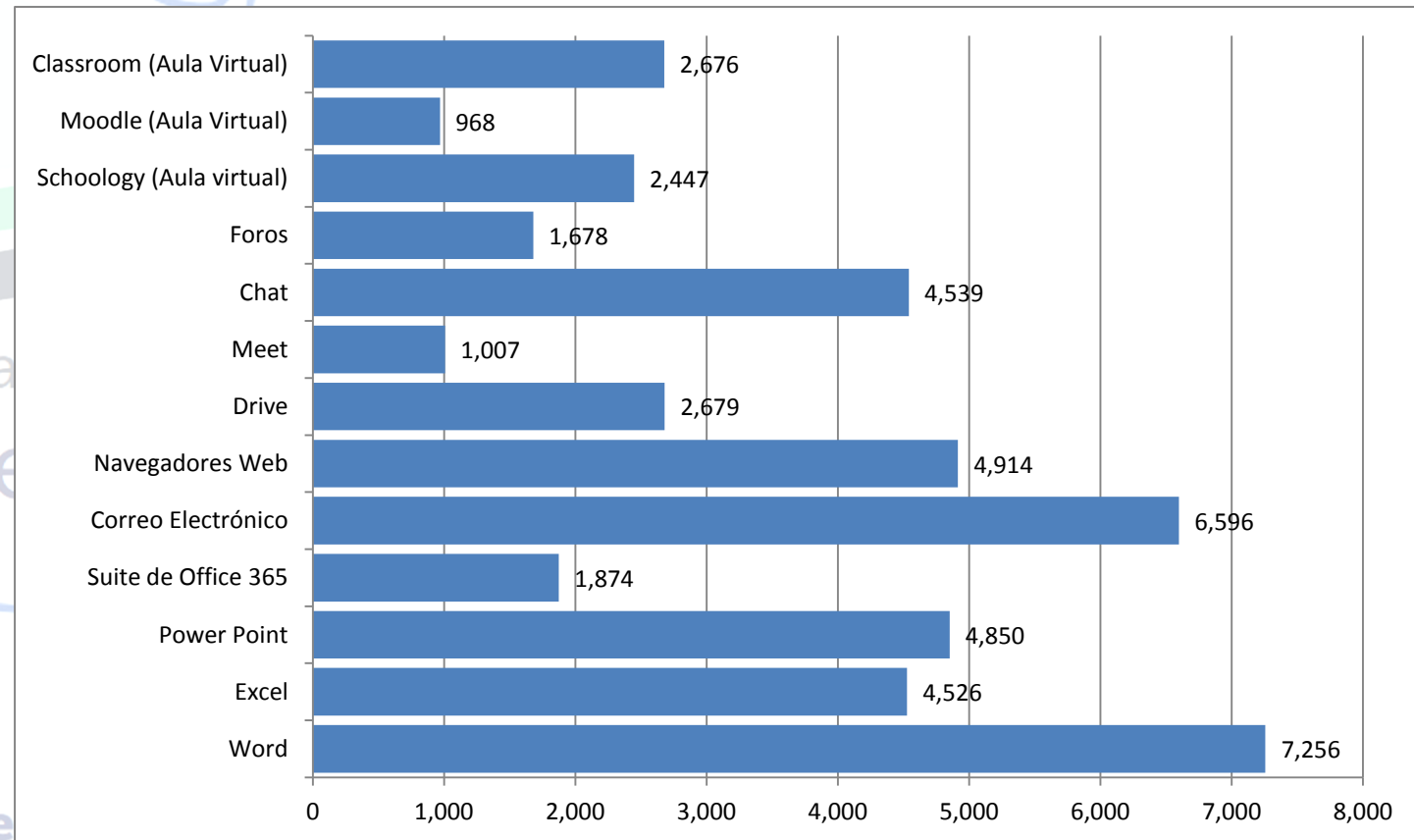
Coordinación General Territorial del
Plan Educativo Nacional

DEPARTAMENTO DE SAN SALVADOR

SAN SALVADOR

N° de docentes encuestados:
8,279

Herramientas	N° Docentes	%
Word	7,256	88%
Excel	4,526	55%
Power Point	4,850	59%
Suite de Office 365	1,874	23%
Correo Electrónico	6,596	80%
Navegadores Web	4,914	59%
Drive	2,679	32%
Meet	1,007	12%
Chat	4,539	55%
Foros	1,678	20%
Schoology (Aula virtual)	2,447	30%
Moodle (Aula Virtual)	968	12%
Classroom (Aula Virtual)	2,676	32%



Coordinación General
Plan Educativo Nacional

ÁREAS EDUCATIVAS DEL DEPARTAMENTO DE SAN SALVADOR

AREA	Docentes	Word	%	Excel	%	Power Point	%	Suite de Office 365	%	Correo Electrónico	%	Navegadores Web	%	Drive	%	Meet	%	Chat	%	Foros	%	Schoology	%	Moodle	%	Classroom	%
SS01	5	5	100%	4	80%	4	80%	0	0%	5	100%	1	20%	1	20%	1	20%	1	20%	0	0%	2	40%	0	0%	1	20%
SS02	164	132	80%	61	37%	71	43%	36	22%	126	77%	78	48%	30	18%	11	7%	90	55%	22	13%	49	30%	13	8%	40	24%
SS03	49	44	90%	27	55%	25	51%	12	24%	42	86%	34	69%	11	22%	4	8%	26	53%	10	20%	22	45%	4	8%	14	29%
SS04	9	8	89%	5	56%	5	56%	4	44%	8	89%	4	44%	3	33%	0	0%	4	44%	0	0%	4	44%	0	0%	3	33%
SS05	9	8	89%	3	33%	4	44%	2	22%	7	78%	5	56%	1	11%	0	0%	4	44%	1	11%	1	11%	0	0%	2	22%
SS06	270	215	80%	120	44%	123	46%	68	25%	208	77%	147	54%	62	23%	21	8%	143	53%	37	14%	91	34%	15	6%	75	28%
SS07	186	152	82%	84	45%	64	34%	42	23%	136	73%	99	53%	30	16%	5	3%	108	58%	19	10%	52	28%	8	4%	34	18%
SS08	21	19	90%	15	71%	16	76%	3	14%	17	81%	15	71%	5	24%	4	19%	14	67%	3	14%	5	24%	3	14%	11	52%
SS09	20	18	90%	9	45%	8	40%	7	35%	15	75%	11	55%	4	20%	2	10%	7	35%	3	15%	5	25%	2	10%	6	30%
SS10	7	6	86%	2	29%	3	43%	5	71%	5	71%	5	71%	2	29%	1	14%	4	57%	1	14%	3	43%	3	43%	4	57%
SS11	339	288	85%	175	52%	175	52%	102	30%	266	78%	188	55%	79	23%	19	6%	143	42%	44	13%	121	36%	31	9%	133	39%
SS12	143	117	82%	51	36%	45	31%	32	22%	99	69%	61	43%	22	15%	3	2%	65	45%	9	6%	52	36%	6	4%	38	27%
SS13	136	111	82%	56	41%	60	44%	34	25%	100	74%	67	49%	19	14%	7	5%	67	49%	14	10%	57	42%	8	6%	23	17%
SS14	143	125	87%	61	43%	64	45%	25	17%	105	73%	69	48%	23	16%	4	3%	53	37%	17	12%	49	34%	8	6%	35	24%
SS15	106	90	85%	62	58%	57	54%	29	27%	75	71%	52	49%	21	20%	2	2%	40	38%	14	13%	38	36%	12	11%	20	19%
SS16	246	200	81%	115	47%	112	46%	45	18%	184	75%	122	50%	48	20%	11	4%	126	51%	26	11%	64	26%	33	13%	62	25%
SS17	157	117	75%	54	34%	55	35%	26	17%	95	61%	72	46%	20	13%	6	4%	77	49%	11	7%	51	32%	5	3%	19	12%
SS18	311	252	81%	118	38%	121	39%	61	20%	236	76%	145	47%	53	17%	9	3%	153	49%	28	9%	79	25%	15	5%	71	23%
SS19	412	353	86%	194	47%	214	52%	83	20%	309	75%	218	53%	124	30%	31	8%	203	49%	57	14%	89	22%	31	8%	123	30%
SS20	407	351	86%	201	49%	206	51%	86	21%	317	78%	222	55%	106	26%	43	11%	202	50%	59	14%	93	23%	33	8%	128	31%
SS21	303	265	87%	165	54%	160	53%	95	31%	246	81%	182	60%	85	28%	26	9%	144	48%	38	13%	99	33%	49	16%	76	25%
SS22	287	220	77%	119	41%	131	46%	64	22%	200	70%	151	53%	66	23%	29	10%	137	48%	38	13%	79	28%	21	7%	84	29%
SS23	230	154	67%	79	34%	81	35%	32	14%	147	64%	94	41%	24	10%	11	5%	93	40%	17	7%	66	29%	7	3%	31	13%

AREA	Docentes	Word	%	Excel	%	Power Point	%	Suite de Office 365	%	Correo Electrónico	%	Navegadores Web	%	Drive	%	Meet	%	Chat	%	Foros	%	Schoology	%	Moodle	%	Classroom	%
SS24	223	171	77%	92	41%	94	42%	46	21%	146	65%	110	49%	44	20%	23	10%	108	48%	31	14%	79	35%	17	8%	50	22%
SS25	265	228	86%	112	42%	120	45%	68	26%	183	69%	122	46%	57	22%	15	6%	123	46%	30	11%	75	28%	21	8%	51	19%
SS26	184	143	78%	71	39%	68	37%	35	19%	122	66%	79	43%	28	15%	2	1%	78	42%	14	8%	56	30%	10	5%	35	19%
SS27	9	9	100%	5	56%	5	56%	2	22%	7	78%	6	67%	2	22%	0	0%	3	33%	0	0%	2	22%	0	0%	2	22%
SS28	176	137	78%	79	45%	68	39%	34	19%	118	67%	79	45%	30	17%	8	5%	68	39%	17	10%	66	38%	12	7%	44	25%
SS29	126	95	75%	43	34%	45	36%	31	25%	82	65%	51	40%	18	14%	9	7%	52	41%	16	13%	48	38%	6	5%	20	16%
SS30	151	118	78%	69	46%	76	50%	36	24%	110	73%	75	50%	25	17%	4	3%	77	51%	17	11%	52	34%	6	4%	34	23%
SS31	96	74	77%	44	46%	48	50%	27	28%	75	78%	48	50%	15	16%	3	3%	39	41%	8	8%	35	36%	5	5%	27	28%
SS32	83	74	89%	37	45%	35	42%	22	27%	62	75%	39	47%	8	10%	1	1%	31	37%	5	6%	29	35%	3	4%	13	16%
SS33	3,006	2,957	98%	2,194	73%	2,487	83%	680	23%	2,743	91%	2,263	75%	1,613	54%	692	23%	2,056	68%	1,072	36%	834	28%	581	19%	1,367	45%
Total	8,279	7,256	88%	4,526	55%	4,850	59%	1,874	23%	6,596	80%	4,914	59%	2,679	32%	1,007	12%	4,539	55%	1,678	20%	2,447	30%	968	12%	2,676	32%

territorio
y el territorio
es educación
(Pedro Ticas, 2005)

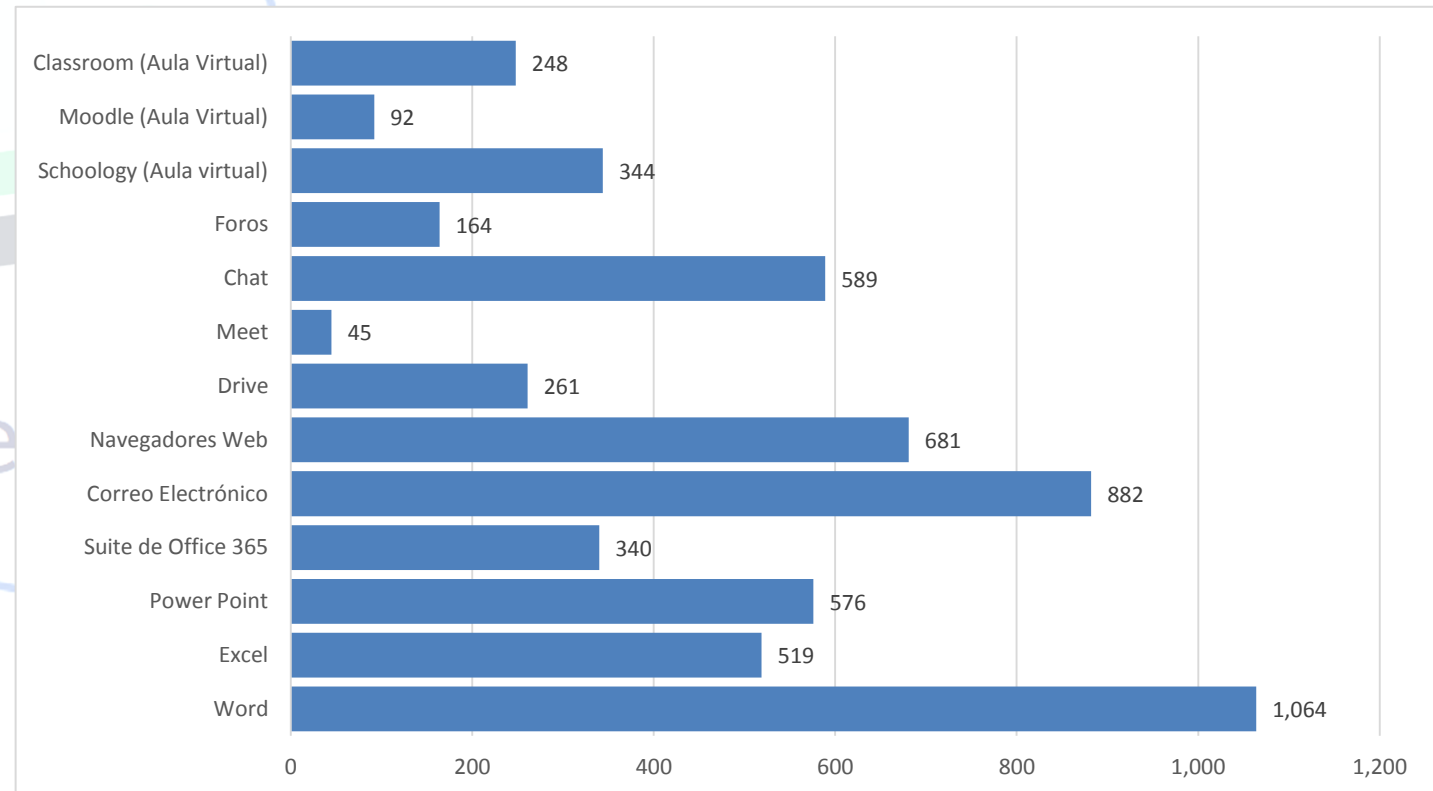
Coordinación General Territorial del
Plan Educativo Nacional

DEPARTAMENTO DE CUSCATLÁN

CUSCATLÁN

N° de docentes encuestados:
1,284

Herramientas	N° Docentes	%
Word	1,064	83%
Excel	519	40%
Power Point	576	45%
Suite de Office 365	340	26%
Correo Electrónico	882	69%
Navegadores Web	681	53%
Drive	261	20%
Meet	45	4%
Chat	589	46%
Foros	164	13%
Schoology (Aula virtual)	344	27%
Moodle (Aula Virtual)	92	7%
Classroom (Aula Virtual)	248	19%



Coordinación General Territorial del
Plan Educativo Nacional

ÁREAS EDUCATIVAS DEL DEPARTAMENTO DE CUSCATLÁN

AREA	Docentes	Word	%	Excel	%	Power Point	%	Suite de Office 365	%	Correo Electrónico	%	Navegadores Web	%	Drive	%	Meet	%	Chat	%	Foros	%	Schoology	%	Moodle	%	Classroom	%
CU01	67	57	85%	25	37%	31	46%	18	27%	37	55%	26	39%	12	18%	1	1%	25	37%	4	6%	9	13%	4	6%	7	10%
CU02	262	202	77%	90	34%	121	46%	73	28%	183	70%	138	53%	42	16%	9	3%	124	47%	23	9%	61	23%	11	4%	49	19%
CU03	59	45	76%	14	24%	16	27%	12	20%	34	58%	27	46%	8	14%	1	2%	20	34%	5	8%	19	32%	4	7%	13	22%
CU04	30	26	87%	15	50%	17	57%	8	27%	23	77%	13	43%	9	30%	2	7%	13	43%	7	23%	9	30%	1	3%	5	17%
CU05	68	60	88%	23	34%	26	38%	18	26%	38	56%	36	53%	15	22%	1	1%	23	34%	9	13%	15	22%	5	7%	13	19%
CU06	24	19	79%	11	46%	7	29%	6	25%	16	67%	15	63%	4	17%	0	0%	13	54%	2	8%	8	33%	1	4%	1	4%
CU07	55	43	78%	23	42%	17	31%	13	24%	34	62%	26	47%	5	9%	1	2%	26	47%	3	5%	16	29%	4	7%	6	11%
CU08	34	24	71%	13	38%	13	38%	5	15%	21	62%	16	47%	2	6%	0	0%	14	41%	2	6%	5	15%	0	0%	2	6%
CU09	74	65	88%	29	39%	30	41%	26	35%	53	72%	39	53%	8	11%	2	3%	31	42%	8	11%	21	28%	3	4%	16	22%
CU10	85	69	81%	34	40%	33	39%	20	24%	56	66%	47	55%	19	22%	5	6%	42	49%	9	11%	21	25%	6	7%	12	14%
CU11	102	82	80%	41	40%	39	38%	33	32%	71	70%	54	53%	16	16%	2	2%	45	44%	9	9%	26	25%	4	4%	19	19%
CU12	43	34	79%	21	49%	25	58%	12	28%	36	84%	25	58%	10	23%	0	0%	23	53%	3	7%	15	35%	2	5%	7	16%
CU13	7	5	71%	3	43%	3	43%	1	14%	5	71%	6	86%	1	14%	0	0%	2	29%	0	0%	1	14%	0	0%	1	14%
CU14	25	16	64%	4	16%	6	24%	5	20%	11	44%	10	40%	1	4%	0	0%	9	36%	1	4%	6	24%	0	0%	5	20%
CU15	64	51	80%	18	28%	20	31%	13	20%	42	66%	34	53%	11	17%	2	3%	25	39%	10	16%	21	33%	11	17%	9	14%
CU16	11	8	73%	4	36%	3	27%	2	18%	9	82%	5	45%	3	27%	1	9%	5	45%	1	9%	5	45%	1	9%	2	18%
CU17	27	22	81%	9	33%	7	26%	14	52%	19	70%	13	48%	5	19%	0	0%	11	41%	4	15%	10	37%	2	7%	2	7%
CU18	6	6	100%	0	0%	0	0%	2	33%	3	50%	2	33%	0	0%	0	0%	1	17%	0	0%	2	33%	0	0%	0	0%
CU19	25	22	88%	10	40%	9	36%	4	16%	19	76%	11	44%	3	12%	2	8%	13	52%	3	12%	8	32%	3	12%	5	20%
CU20	4	4	100%	2	50%	3	75%	1	25%	2	50%	2	50%	1	25%	0	0%	2	50%	1	25%	2	50%	0	0%	2	50%
CU21	28	25	89%	13	46%	13	46%	11	39%	19	68%	12	43%	3	11%	0	0%	8	29%	1	4%	9	32%	2	7%	4	14%
CU22	12	9	75%	6	50%	7	58%	2	17%	8	67%	8	67%	2	17%	0	0%	6	50%	4	33%	3	25%	1	8%	3	25%
CU23	5	5	100%	2	40%	3	60%	1	20%	3	60%	2	40%	2	40%	0	0%	1	20%	0	0%	3	60%	1	20%	0	0%
CU24	20	18	90%	7	35%	6	30%	5	25%	9	45%	8	40%	2	10%	0	0%	7	35%	1	5%	3	15%	0	0%	1	5%

AREA	Docentes	Word	%	Excel	%	Power Point	%	Suite de Office 365	%	Correo Electrónico	%	Navegadores Web	%	Drive	%	Meet	%	Chat	%	Foros	%	Schoology	%	Moodle	%	Classroom	%
CU25	147	147	100%	102	69%	121	82%	35	24%	131	89%	106	72%	77	52%	16	11%	100	68%	54	37%	46	31%	26	18%	64	44%
Total	1,284	1,064	83%	519	40%	576	45%	340	26%	882	69%	681	53%	261	20%	45	4%	589	46%	164	13%	344	27%	92	7%	248	19%



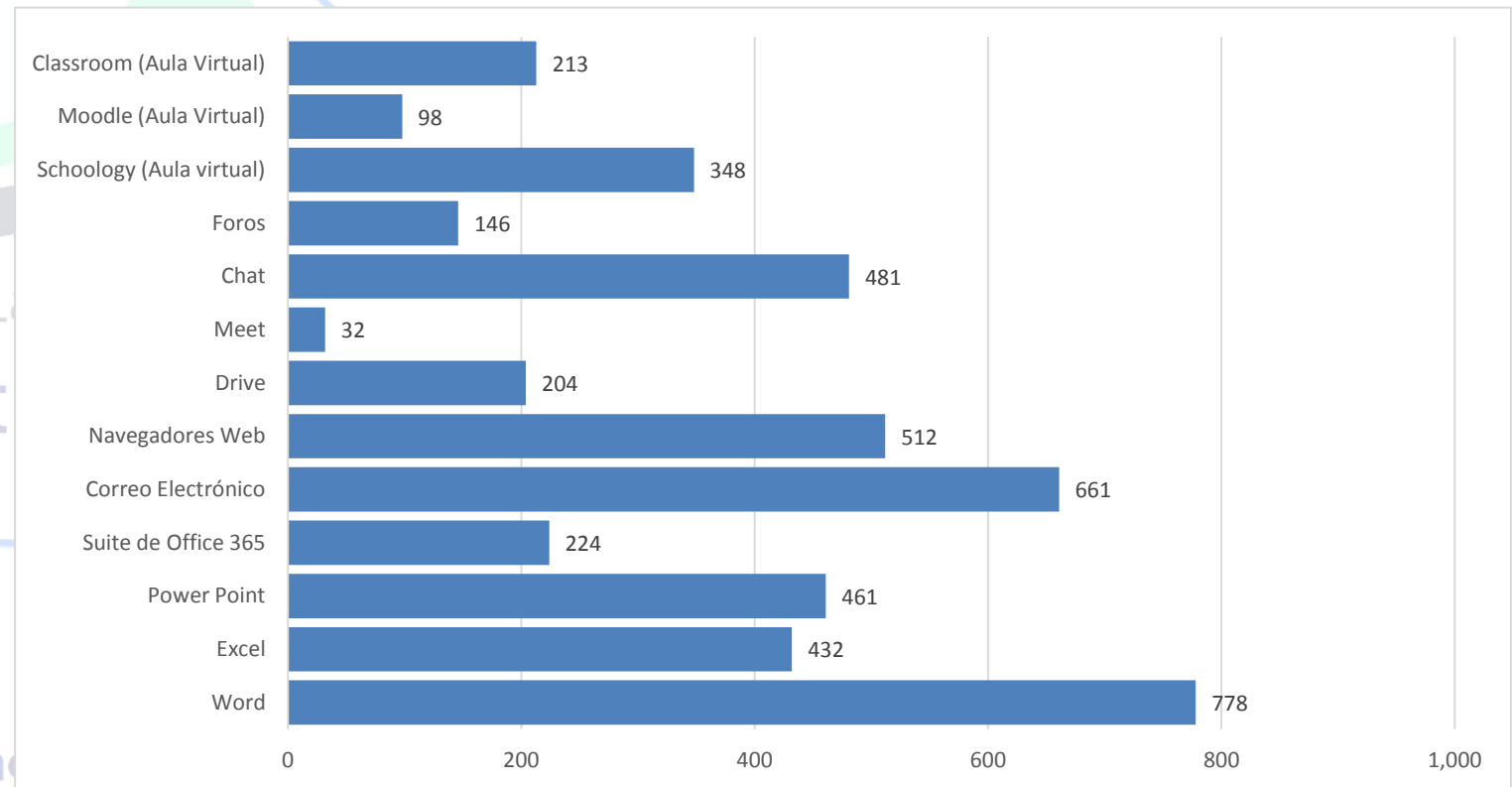
**Coordinación General Territorial del
Plan Educativo Nacional**

DEPARTAMENTO DE LA PAZ

LA PAZ

N° de docentes encuestados: 956

Herramientas	N° Docentes	%
Word	778	81%
Excel	432	45%
Power Point	461	48%
Suite de Office 365	224	23%
Correo Electrónico	661	69%
Navegadores Web	512	54%
Drive	204	21%
Meet	32	3%
Chat	481	50%
Foros	146	15%
Schoology (Aula virtual)	348	36%
Moodle (Aula Virtual)	98	10%
Classroom (Aula Virtual)	213	22%



Coordinación General
Plan Educativo Nacional

ÁREAS EDUCATIVAS DEL DEPARTAMENTO DE LA PAZ

AREA	Docentes	Word	%	Excel	%	Power Point	%	Suite de Office 365	%	Correo Electrónico	%	Navegadores Web	%	Drive	%	Meet	%	Chat	%	Foros	%	Schoology	%	Moodle	%	Classroom	%
LP01	17	14	82%	4	24%	6	35%	3	18%	13	76%	9	53%	5	29%	0	0%	10	59%	4	24%	8	47%	2	12%	7	41%
LP02	29	25	86%	11	38%	9	31%	6	21%	18	62%	15	52%	5	17%	0	0%	12	41%	2	7%	5	17%	1	3%	2	7%
LP03	8	5	63%	3	38%	3	38%	1	13%	6	75%	5	63%	1	13%	0	0%	2	25%	0	0%	2	25%	1	13%	2	25%
LP04	4	4	100%	2	50%	1	25%	1	25%	2	50%	1	25%	1	25%	0	0%	3	75%	1	25%	0	0%	1	25%	0	0%
LP05	42	35	83%	20	48%	21	50%	12	29%	32	76%	23	55%	12	29%	0	0%	19	45%	7	17%	18	43%	7	17%	15	36%
LP06	8	7	88%	4	50%	3	38%	1	13%	5	63%	5	63%	0	0%	0	0%	3	38%	2	25%	0	0%	0	0%	0	0%
LP07	13	7	54%	3	23%	3	23%	3	23%	9	69%	3	23%	1	8%	0	0%	6	46%	0	0%	2	15%	0	0%	3	23%
LP08	20	16	80%	6	30%	5	25%	2	10%	9	45%	8	40%	4	20%	0	0%	6	30%	2	10%	3	15%	1	5%	1	5%
LP09	26	26	100%	8	31%	11	42%	9	35%	21	81%	15	58%	7	27%	3	12%	12	46%	3	12%	14	54%	3	12%	6	23%
LP10	55	44	80%	28	51%	32	58%	13	24%	37	67%	34	62%	17	31%	0	0%	40	73%	11	20%	25	45%	10	18%	10	18%
LP11	38	30	79%	17	45%	17	45%	10	26%	29	76%	21	55%	6	16%	0	0%	18	47%	2	5%	12	32%	2	5%	9	24%
LP12	13	12	92%	3	23%	3	23%	0	0%	7	54%	3	23%	2	15%	0	0%	5	38%	1	8%	5	38%	1	8%	2	15%
LP13	24	20	83%	6	25%	9	38%	5	21%	11	46%	11	46%	4	17%	1	4%	13	54%	7	29%	10	42%	7	29%	3	13%
LP14	37	28	76%	15	41%	13	35%	7	19%	25	68%	19	51%	9	24%	2	5%	16	43%	9	24%	20	54%	7	19%	6	16%
LP15	17	15	88%	8	47%	11	65%	3	18%	14	82%	10	59%	5	29%	0	0%	10	59%	5	29%	6	35%	1	6%	4	24%
LP16	25	21	84%	10	40%	11	44%	7	28%	20	80%	14	56%	2	8%	0	0%	15	60%	3	12%	5	20%	0	0%	5	20%
LP17	21	12	57%	5	24%	5	24%	5	24%	16	76%	7	33%	0	0%	0	0%	11	52%	1	5%	7	33%	1	5%	4	19%
LP18	21	18	86%	10	48%	10	48%	6	29%	14	67%	9	43%	4	19%	1	5%	5	24%	1	5%	4	19%	1	5%	4	19%
LP19	41	32	78%	24	59%	26	63%	11	27%	28	68%	24	59%	8	20%	2	5%	20	49%	7	17%	14	34%	7	17%	14	34%
LP20	6	6	100%	0	0%	1	17%	1	17%	4	67%	3	50%	0	0%	0	0%	0	0%	0	0%	0	0%	0	0%	0	0%
LP21	116	88	76%	50	43%	61	53%	33	28%	75	65%	61	53%	25	22%	6	5%	67	58%	14	12%	42	36%	9	8%	30	26%
LP22	21	13	62%	9	43%	10	48%	3	14%	10	48%	11	52%	1	5%	0	0%	9	43%	4	19%	7	33%	1	5%	3	14%
LP23	17	12	71%	7	41%	7	41%	4	24%	11	65%	7	41%	5	29%	1	6%	8	47%	1	6%	10	59%	1	6%	7	41%
LP24	12	10	83%	4	33%	5	42%	2	17%	10	83%	4	33%	2	17%	0	0%	6	50%	1	8%	4	33%	1	8%	2	17%

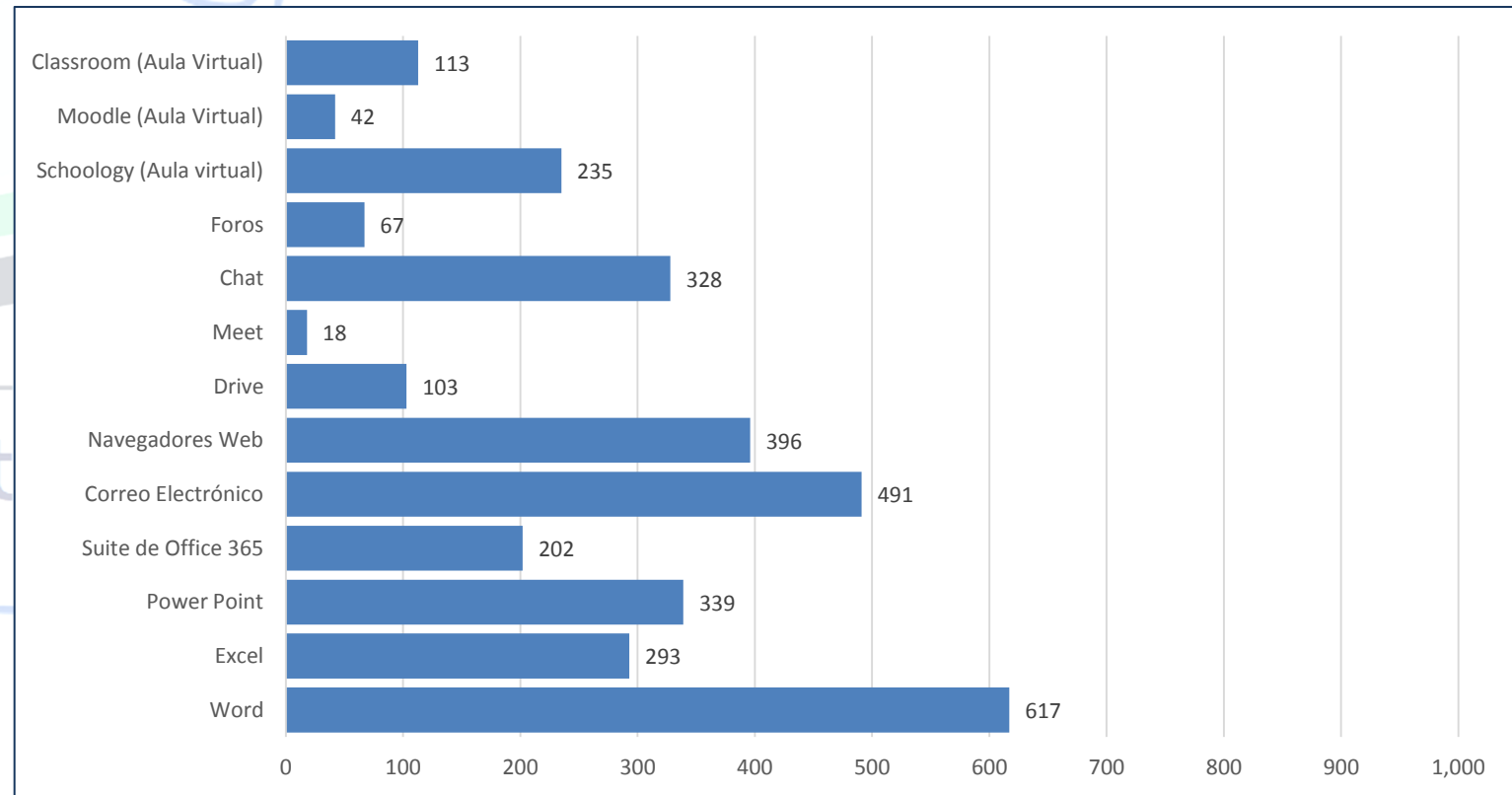
AREA	Docentes	Word	%	Excel	%	Power Point	%	Suite de Office 365	%	Correo Electrónico	%	Navegadores Web	%	Drive	%	Meet	%	Chat	%	Foros	%	Schoology	%	Moodle	%	Classroom	%
LP25	17	14	82%	7	41%	8	47%	8	47%	12	71%	14	82%	5	29%	1	6%	9	53%	5	29%	7	41%	3	18%	3	18%
LP26	3	3	100%	1	33%	1	33%	0	0%	2	67%	1	33%	1	33%	0	0%	2	67%	2	67%	3	100%	1	33%	0	0%
LP27	19	16	84%	7	37%	10	53%	3	16%	11	58%	8	42%	3	16%	0	0%	5	26%	2	11%	7	37%	0	0%	6	32%
LP28	8	8	100%	3	38%	4	50%	4	50%	7	88%	6	75%	4	50%	0	0%	5	63%	2	25%	6	75%	1	13%	3	38%
LP29	1	0	0%	0	0%	0	0%	0	0%	1	100%	0	0%	0	0%	0	0%	1	100%	0	0%	0	0%	0	0%	0	0%
LP30	4	3	75%	0	0%	0	0%	0	0%	2	50%	1	25%	0	0%	0	0%	3	75%	0	0%	0	0%	0	0%	0	0%
LP31	4	3	75%	1	25%	1	25%	0	0%	2	50%	2	50%	0	0%	0	0%	2	50%	0	0%	1	25%	0	0%	0	0%
LP32	5	4	80%	1	20%	1	20%	2	40%	4	80%	3	60%	0	0%	0	0%	1	20%	1	20%	3	60%	0	0%	3	60%
LP33	10	6	60%	6	60%	4	40%	3	30%	5	50%	5	50%	1	10%	0	0%	3	30%	2	20%	3	30%	1	10%	2	20%
LP34	22	17	77%	8	36%	10	45%	10	45%	16	73%	15	68%	5	23%	1	5%	13	59%	3	14%	12	55%	1	5%	6	27%
LP35	11	11	100%	7	64%	4	36%	2	18%	6	55%	6	55%	2	18%	0	0%	7	64%	2	18%	2	18%	0	0%	4	36%
LP36	3	3	100%	1	33%	3	100%	0	0%	1	33%	1	33%	0	0%	0	0%	1	33%	0	0%	1	33%	0	0%	0	0%
LP37	2	2	100%	2	100%	2	100%	1	50%	2	100%	2	100%	2	100%	0	0%	2	100%	2	100%	2	100%	0	0%	2	100%
LP38	31	26	84%	15	48%	9	29%	4	13%	19	61%	5	16%	2	6%	2	6%	13	42%	2	6%	7	23%	0	0%	6	19%
LP39	34	32	94%	19	56%	24	71%	3	9%	30	88%	25	74%	11	32%	0	0%	20	59%	10	29%	9	26%	4	12%	2	6%
LP40	14	12	86%	9	64%	8	57%	4	29%	8	57%	5	36%	4	29%	1	7%	3	21%	2	14%	5	36%	3	21%	2	14%
LP41	21	15	71%	11	52%	9	43%	4	19%	13	62%	13	62%	5	24%	0	0%	11	52%	2	10%	10	48%	3	14%	9	43%
LP42	5	3	60%	3	60%	3	60%	3	60%	3	60%	3	60%	0	0%	0	0%	5	100%	0	0%	3	60%	0	0%	2	40%
LP43	11	9	82%	5	45%	3	27%	2	18%	9	82%	7	64%	1	9%	0	0%	2	18%	0	0%	5	45%	0	0%	3	27%
LP44	1	1	100%	0	0%	0	0%	0	0%	0	0%	0	0%	0	0%	0	0%	1	100%	0	0%	0	0%	0	0%	0	0%
LP45	3	2	67%	2	67%	1	33%	2	67%	1	33%	1	33%	0	0%	0	0%	1	33%	0	0%	2	67%	0	0%	0	0%
LP46	14	8	57%	7	50%	7	50%	4	29%	8	57%	6	43%	3	21%	0	0%	5	36%	1	7%	4	29%	0	0%	2	14%
LP47	82	80	98%	60	73%	66	80%	17	21%	73	89%	61	74%	29	35%	11	13%	50	61%	20	24%	33	40%	16	20%	19	23%
Total	956	778	81%	432	45%	461	48%	224	23%	661	69%	512	54%	204	21%	32	3%	481	50%	146	15%	348	36%	98	10%	213	22%

DEPARTAMENTO DE CABAÑAS

CABAÑAS

N° de docentes encuestados: 814

Herramientas	N° Docentes	%
Word	617	76%
Excel	293	36%
Power Point	339	42%
Suite de Office 365	202	25%
Correo Electrónico	491	60%
Navegadores Web	396	49%
Drive	103	13%
Meet	18	2%
Chat	328	40%
Foros	67	8%
Schoology (Aula virtual)	235	29%
Moodle (Aula Virtual)	42	5%
Classroom (Aula Virtual)	113	14%



Coordinación General Territorial del
Plan Educativo Nacional

ÁREAS EDUCATIVAS DEL DEPARTAMENTO DE CABAÑAS

AREA	Docentes	Word	%	Excel	%	Power Point	%	Suite de Office 365	%	Correo Electrónico	%	Navegadores Web	%	Drive	%	Meet	%	Chat	%	Foros	%	Schoology	%	Moodle	%	Classroom	%
CA01	25	20	80%	13	52%	10	40%	8	32%	11	44%	14	56%	5	20%	0	0%	9	36%	3	12%	11	44%	1	4%	7	28%
CA02	17	13	76%	5	29%	7	41%	1	6%	8	47%	6	35%	0	0%	0	0%	3	18%	0	0%	5	29%	0	0%	0	0%
CA03	6	6	100%	2	33%	4	67%	1	17%	2	33%	1	17%	1	17%	0	0%	1	17%	0	0%	3	50%	0	0%	2	33%
CA04	39	35	90%	20	51%	22	56%	9	23%	30	77%	21	54%	9	23%	1	3%	17	44%	3	8%	8	21%	3	8%	3	8%
CA05	28	20	71%	10	36%	10	36%	7	25%	16	57%	11	39%	4	14%	1	4%	13	46%	2	7%	5	18%	2	7%	2	7%
CA06	49	33	67%	11	22%	15	31%	8	16%	18	37%	20	41%	2	4%	0	0%	12	24%	0	0%	8	16%	1	2%	6	12%
CA07	17	14	82%	5	29%	6	35%	3	18%	10	59%	8	47%	1	6%	0	0%	4	24%	1	6%	2	12%	1	6%	0	0%
CA08	105	79	75%	33	31%	45	43%	18	17%	64	61%	56	53%	17	16%	4	4%	50	48%	10	10%	46	44%	6	6%	25	24%
CA09	30	19	63%	10	33%	12	40%	7	23%	21	70%	23	77%	4	13%	2	7%	19	63%	2	7%	6	20%	2	7%	2	7%
CA10	154	129	84%	73	47%	81	53%	54	35%	108	70%	83	54%	32	21%	5	3%	69	45%	17	11%	41	27%	14	9%	24	16%
CA11	28	20	71%	10	36%	12	43%	10	36%	20	71%	12	43%	4	14%	0	0%	17	61%	5	18%	7	25%	1	4%	7	25%
CA12	24	16	67%	5	21%	8	33%	8	33%	11	46%	12	50%	3	13%	0	0%	7	29%	2	8%	9	38%	2	8%	2	8%
CA13	17	12	71%	8	47%	9	53%	6	35%	12	71%	9	53%	6	35%	1	6%	6	35%	4	24%	6	35%	1	6%	6	35%
CA14	13	9	69%	3	23%	4	31%	2	15%	5	38%	7	54%	0	0%	0	0%	6	46%	0	0%	0	0%	0	0%	2	15%
CA15	34	19	56%	9	26%	10	29%	7	21%	17	50%	16	47%	3	9%	0	0%	11	32%	2	6%	8	24%	1	3%	2	6%
CA16	29	19	66%	11	38%	11	38%	7	24%	20	69%	19	66%	1	3%	0	0%	12	41%	4	14%	20	69%	0	0%	3	10%
CA17	7	6	86%	1	14%	2	29%	0	0%	6	86%	1	14%	0	0%	0	0%	1	14%	0	0%	0	0%	0	0%	1	14%
CA18	6	5	83%	2	33%	2	33%	4	67%	2	33%	2	33%	0	0%	0	0%	1	17%	0	0%	4	67%	0	0%	1	17%
CA19	32	17	53%	11	34%	9	28%	13	41%	19	59%	15	47%	2	6%	1	3%	17	53%	4	13%	6	19%	2	6%	2	6%
CA20	16	15	94%	7	44%	8	50%	3	19%	11	69%	7	44%	0	0%	0	0%	6	38%	1	6%	9	56%	0	0%	2	13%
CA21	26	22	85%	7	27%	9	35%	3	12%	11	42%	6	23%	1	4%	0	0%	7	27%	0	0%	7	27%	0	0%	0	0%
CA22	28	23	82%	16	57%	15	54%	10	36%	20	71%	11	39%	3	11%	0	0%	12	43%	2	7%	3	11%	1	4%	5	18%
CA23	24	21	88%	5	21%	6	25%	3	13%	11	46%	7	29%	1	4%	1	4%	9	38%	1	4%	7	29%	1	4%	1	4%
CA24	6	4	67%	1	17%	2	33%	1	17%	3	50%	1	17%	0	0%	0	0%	3	50%	1	17%	4	67%	1	17%	0	0%

AREA	Docentes	Word	%	Excel	%	Power Point	%	Suite de Office 365	%	Correo Electrónico	%	Navegadores Web	%	Drive	%	Meet	%	Chat	%	Foros	%	Schoology	%	Moodle	%	Classroom	%
CA25	22	16	73%	4	18%	9	41%	2	9%	13	59%	13	59%	1	5%	0	0%	6	27%	0	0%	2	9%	0	0%	3	14%
CA26	13	9	69%	2	15%	2	15%	3	23%	7	54%	6	46%	0	0%	0	0%	2	15%	0	0%	3	23%	0	0%	3	23%
CA27	14	11	79%	5	36%	4	29%	1	7%	10	71%	6	43%	1	7%	1	7%	4	29%	1	7%	4	29%	1	7%	1	7%
CA28	5	5	100%	4	80%	5	100%	3	60%	5	100%	3	60%	2	40%	1	20%	4	80%	2	40%	1	20%	1	20%	1	20%
Total	814	617	76%	293	36%	339	42%	202	25%	491	60%	396	49%	103	13%	18	2%	328	40%	67	8%	235	29%	42	5%	113	14%



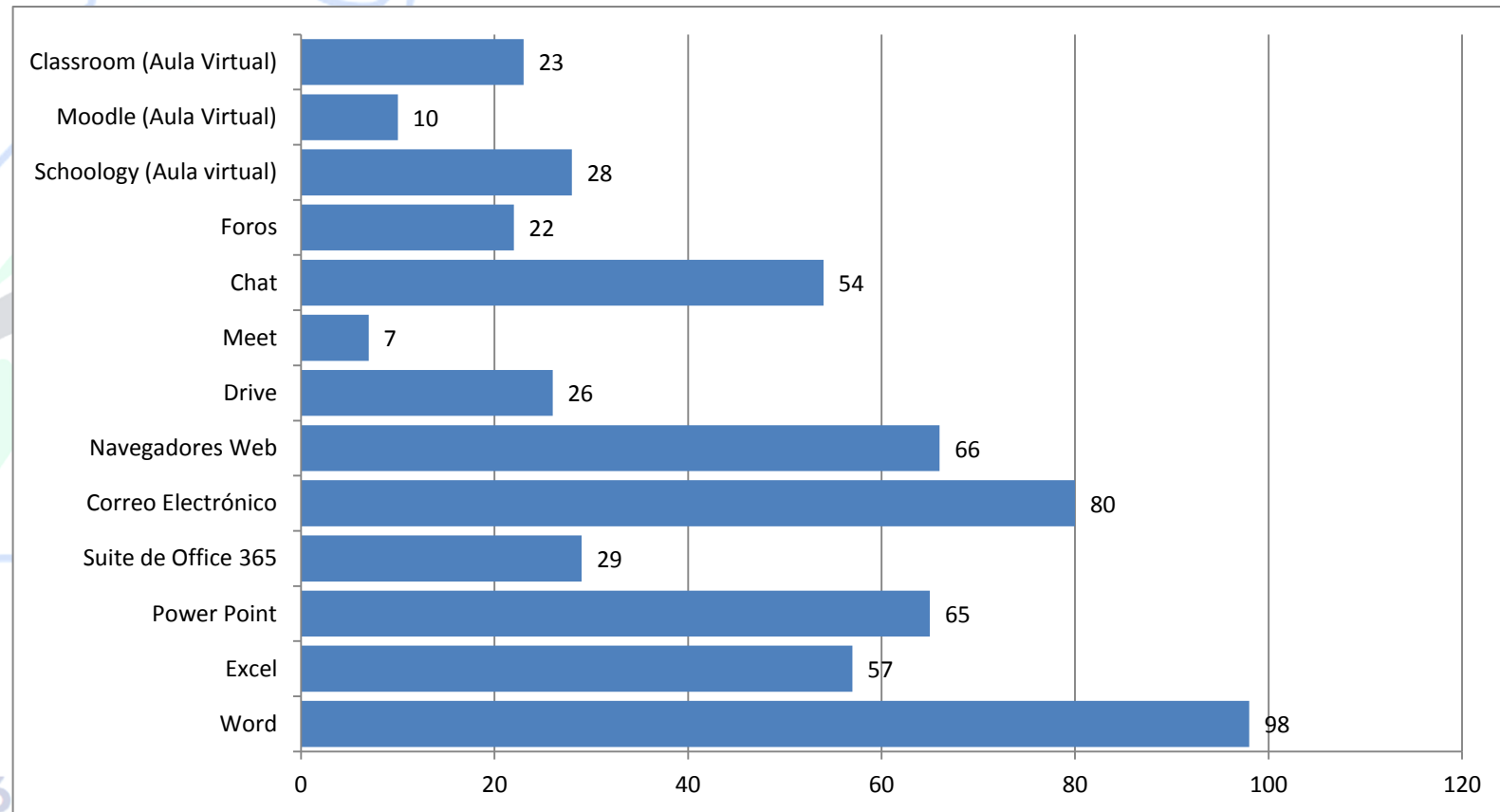
Coordinación General Territorial del Plan Educativo Nacional

DEPARTAMENTO DE SAN VICENTE

SAN VICENTE

N° de docentes encuestados:
111

Herramientas	N° Docentes	%
Word	98	88%
Excel	57	51%
Power Point	65	59%
Suite de Office 365	29	26%
Correo Electrónico	80	72%
Navegadores Web	66	59%
Drive	26	23%
Meet	7	6%
Chat	54	49%
Foros	22	20%
Schoology (Aula virtual)	28	25%
Moodle (Aula Virtual)	10	9%
Classroom (Aula Virtual)	23	21%



Coordinación
Plan Educativo Nacional

ÁREAS EDUCATIVAS DEL DEPARTAMENTO DE SAN VICENTE

AREA	Docentes	Word	%	Excel	%	Power Point	%	Suite de Office 365	%	Correo Electrónico	%	Navegadores Web	%	Drive	%	Meet	%	Chat	%	Foros	%	Schoology	%	Moodle	%	Classroom	%
SV06	3	3	100%	0	0%	0	0%	1	33%	2	67%	2	67%	0	0%	0	0%	1	33%	0	0%	2	67%	0	0%	1	33%
SV08	11	9	82%	3	27%	4	36%	3	27%	9	82%	3	27%	3	27%	1	9%	4	36%	1	9%	3	27%	1	9%	2	18%
SV10	1	1	100%	0	0%	1	100%	0	0%	1	100%	0	0%	0	0%	0	0%	0	0%	0	0%	1	100%	0	0%	0	0%
SV12	2	2	100%	0	0%	1	50%	1	50%	1	50%	1	50%	0	0%	0	0%	1	50%	1	50%	0	0%	0	0%	0	0%
SV14	2	0	0%	0	0%	0	0%	0	0%	1	50%	0	0%	0	0%	0	0%	1	50%	0	0%	0	0%	0	0%	0	0%
SV15	1	1	100%	0	0%	0	0%	0	0%	0	0%	0	0%	0	0%	0	0%	0	0%	0	0%	0	0%	0	0%	0	0%
SV18	5	3	60%	1	20%	1	20%	1	20%	4	80%	2	40%	0	0%	0	0%	2	40%	0	0%	2	40%	0	0%	1	20%
SV19	10	9	90%	5	50%	5	50%	5	50%	5	50%	5	50%	1	10%	1	10%	6	60%	1	10%	3	30%	1	10%	1	10%
SV20	9	7	78%	4	44%	3	33%	3	33%	3	33%	3	33%	0	0%	0	0%	4	44%	0	0%	1	11%	0	0%	0	0%
SV23	1	1	100%	0	0%	0	0%	0	0%	0	0%	0	0%	0	0%	0	0%	0	0%	0	0%	0	0%	0	0%	0	0%
SV27	1	1	100%	1	100%	1	100%	1	100%	1	100%	1	100%	0	0%	0	0%	1	100%	0	0%	1	100%	0	0%	0	0%
SV29	23	19	83%	9	39%	13	57%	3	13%	15	65%	13	57%	3	13%	0	0%	9	39%	2	9%	3	13%	1	4%	2	9%
SV30	42	42	100%	34	81%	36	86%	11	26%	38	90%	36	86%	19	45%	5	12%	25	60%	17	40%	12	29%	7	17%	16	38%
Total	111	98	88%	57	51%	65	59%	29	26%	80	72%	66	59%	26	23%	7	6%	54	49%	22	20%	28	25%	10	9%	23	21%

es educación
(Pedro Ticas, 2005)

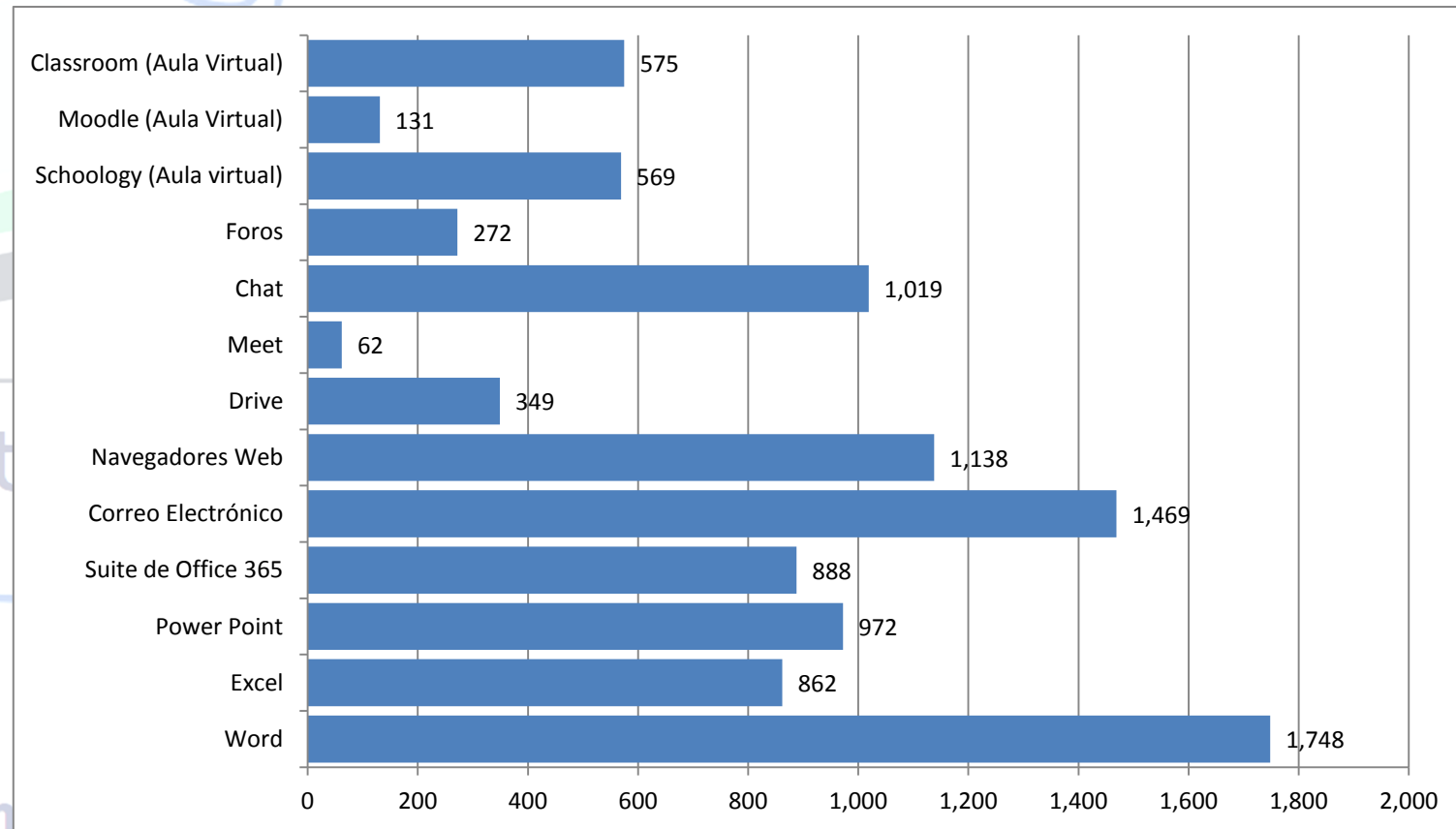
Coordinación General Territorial del
Plan Educativo Nacional

DEPARTAMENTO DE USULUTÁN

USULUTÁN

N° de docentes encuestados:
2,435

Herramientas	N° Docentes	%
Word	1,748	72%
Excel	862	35%
Power Point	972	40%
Suite de Office 365	888	36%
Correo Electrónico	1,469	60%
Navegadores Web	1,138	47%
Drive	349	14%
Meet	62	3%
Chat	1,019	42%
Foros	272	11%
Schoology (Aula virtual)	569	23%
Moodle (Aula Virtual)	131	5%
Classroom (Aula Virtual)	575	24%



Coordinación General
Plan Educativo Nacional

ÁREAS EDUCATIVAS DEL DEPARTAMENTO DE USULUTÁN

AREA	Docentes	Word	%	Excel	%	Power Point	%	Suite de Office 365	%	Correo Electrónico	%	Navegadores Web	%	Drive	%	Meet	%	Chat	%	Foros	%	Schoology	%	Moodle	%	Classroom	%
US01	76	65	86%	39	51%	43	57%	42	55%	58	76%	45	59%	10	13%	2	3%	44	58%	12	16%	7	9%	2	3%	19	25%
US02	72	63	88%	35	49%	35	49%	22	31%	48	67%	34	47%	6	8%	1	1%	25	35%	8	11%	11	15%	4	6%	14	19%
US03	68	43	63%	15	22%	29	43%	23	34%	32	47%	30	44%	10	15%	2	3%	26	38%	5	7%	15	22%	2	3%	16	24%
US04	52	41	79%	23	44%	29	56%	28	54%	37	71%	31	60%	10	19%	1	2%	23	44%	9	17%	16	31%	7	13%	15	29%
US05	63	48	76%	23	37%	27	43%	21	33%	43	68%	28	44%	3	5%	2	3%	23	37%	4	6%	17	27%	1	2%	10	16%
US06	183	134	73%	65	36%	73	40%	56	31%	113	62%	88	48%	25	14%	4	2%	74	40%	18	10%	70	38%	4	2%	44	24%
US07	162	115	71%	69	43%	65	40%	51	31%	92	57%	86	53%	31	19%	3	2%	62	38%	15	9%	23	14%	15	9%	39	24%
US08	38	20	53%	7	18%	9	24%	21	55%	21	55%	11	29%	6	16%	0	0%	14	37%	4	11%	5	13%	1	3%	8	21%
US09	92	67	73%	34	37%	32	35%	35	38%	55	60%	42	46%	11	12%	1	1%	37	40%	8	9%	13	14%	4	4%	18	20%
US10	43	34	79%	17	40%	21	49%	20	47%	31	72%	23	53%	9	21%	1	2%	21	49%	11	26%	19	44%	5	12%	14	33%
US11	75	49	65%	31	41%	27	36%	19	25%	45	60%	30	40%	6	8%	1	1%	28	37%	7	9%	12	16%	1	1%	10	13%
US12	49	34	69%	11	22%	17	35%	19	39%	28	57%	18	37%	5	10%	1	2%	25	51%	8	16%	7	14%	7	14%	13	27%
US13	25	23	92%	14	56%	15	60%	8	32%	16	64%	15	60%	5	20%	0	0%	13	52%	5	20%	6	24%	1	4%	5	20%
US14	12	5	42%	1	8%	1	8%	3	25%	7	58%	3	25%	1	8%	1	8%	4	33%	1	8%	1	8%	1	8%	2	17%
US15	25	18	72%	6	24%	5	20%	11	44%	16	64%	11	44%	2	8%	0	0%	9	36%	3	12%	8	32%	0	0%	3	12%
US16	150	92	61%	39	26%	44	29%	54	36%	74	49%	65	43%	12	8%	2	1%	55	37%	10	7%	15	10%	2	1%	37	25%
US17	47	24	51%	14	30%	11	23%	20	43%	26	55%	21	45%	7	15%	1	2%	14	30%	4	9%	6	13%	4	9%	11	23%
US18	37	22	59%	6	16%	7	19%	13	35%	25	68%	12	32%	2	5%	4	11%	10	27%	3	8%	5	14%	1	3%	10	27%
US19	5	4	80%	2	40%	2	40%	3	60%	2	40%	2	40%	2	40%	0	0%	2	40%	2	40%	2	40%	0	0%	3	60%
US20	166	105	63%	46	28%	54	33%	45	27%	91	55%	70	42%	20	12%	2	1%	73	44%	13	8%	53	32%	10	6%	31	19%
US21	12	7	58%	1	8%	3	25%	2	17%	5	42%	4	33%	0	0%	0	0%	3	25%	0	0%	0	0%	0	0%	1	8%
US22	11	6	55%	3	27%	4	36%	3	27%	7	64%	2	18%	3	27%	0	0%	5	45%	2	18%	0	0%	0	0%	6	55%

AREA	Docentes	Word	%	Excel	%	Power Point	%	Suite de Office 365	%	Correo Electrónico	%	Navegadores Web	%	Drive	%	Meet	%	Chat	%	Foros	%	Schoology	%	Moodle	%	Classroom	%
US23	58	34	59%	13	22%	15	26%	15	26%	28	48%	19	33%	2	3%	1	2%	20	34%	2	3%	27	47%	1	2%	8	14%
US24	2	2	100%	0	0%	0	0%	0	0%	1	50%	0	0%	0	0%	0	0%	0	0%	0	0%	1	50%	0	0%	0	0%
US25	122	90	74%	36	30%	44	36%	47	39%	71	58%	55	45%	12	10%	3	2%	55	45%	15	12%	42	34%	10	8%	35	29%
US26	39	32	82%	16	41%	16	41%	12	31%	24	62%	19	49%	4	10%	1	3%	20	51%	3	8%	1	3%	0	0%	6	15%
US27	8	5	63%	3	38%	4	50%	5	63%	6	75%	3	38%	3	38%	0	0%	3	38%	1	13%	0	0%	0	0%	0	0%
US28	3	1	33%	1	33%	1	33%	0	0%	2	67%	2	67%	1	33%	0	0%	2	67%	0	0%	1	33%	0	0%	0	0%
US29	35	23	66%	15	43%	19	54%	14	40%	19	54%	15	43%	5	14%	1	3%	12	34%	1	3%	4	11%	1	3%	8	23%
US30	29	17	59%	7	24%	8	28%	10	34%	13	45%	9	31%	1	3%	0	0%	10	34%	3	10%	3	10%	0	0%	8	28%
US31	25	16	64%	4	16%	4	16%	6	24%	12	48%	12	48%	2	8%	0	0%	11	44%	1	4%	4	16%	2	8%	2	8%
US32	55	39	71%	15	27%	14	25%	19	35%	23	42%	16	29%	1	2%	0	0%	21	38%	1	2%	20	36%	0	0%	9	16%
US33	16	8	50%	4	25%	3	19%	7	44%	7	44%	8	50%	1	6%	0	0%	1	6%	2	13%	9	56%	0	0%	2	13%
US34	21	16	76%	7	33%	12	57%	8	38%	17	81%	13	62%	3	14%	0	0%	13	62%	3	14%	5	24%	0	0%	4	19%
US35	6	5	83%	3	50%	3	50%	2	33%	4	67%	4	67%	1	17%	1	17%	3	50%	0	0%	2	33%	0	0%	0	0%
US36	26	20	77%	3	12%	6	23%	7	27%	18	69%	11	42%	3	12%	0	0%	12	46%	1	4%	9	35%	0	0%	4	15%
US37	39	29	74%	14	36%	13	33%	12	31%	24	62%	15	38%	5	13%	2	5%	18	46%	3	8%	9	23%	1	3%	11	28%
US38	15	9	60%	1	7%	3	20%	5	33%	6	40%	4	27%	2	13%	1	7%	6	40%	1	7%	3	20%	1	7%	3	20%
US39	32	26	81%	14	44%	17	53%	24	75%	21	66%	16	50%	4	13%	0	0%	13	41%	3	9%	12	38%	1	3%	9	28%
US40	29	18	62%	10	34%	12	41%	15	52%	17	59%	18	62%	5	17%	1	3%	8	28%	3	10%	13	45%	4	14%	5	17%
US41	22	13	59%	10	45%	10	45%	9	41%	11	50%	8	36%	3	14%	1	5%	6	27%	2	9%	8	36%	0	0%	2	9%
US42	9	8	89%	0	0%	7	78%	1	11%	1	11%	1	11%	2	22%	0	0%	0	0%	0	0%	3	33%	0	0%	1	11%
US44	29	20	69%	6	21%	6	21%	12	41%	15	52%	11	38%	3	10%	1	3%	5	17%	1	3%	11	38%	1	3%	5	17%
US45	17	13	76%	8	47%	10	59%	8	47%	13	76%	6	35%	0	0%	0	0%	9	53%	0	0%	3	18%	0	0%	6	35%
US46	19	18	95%	7	37%	10	53%	9	47%	13	68%	13	68%	2	11%	0	0%	8	42%	2	11%	2	11%	0	0%	6	32%
US47	5	5	100%	1	20%	2	40%	1	20%	3	60%	3	60%	1	20%	0	0%	2	40%	0	0%	1	20%	0	0%	0	0%
US48	40	27	68%	10	25%	12	30%	17	43%	19	48%	12	30%	3	8%	1	3%	15	38%	3	8%	9	23%	1	3%	10	25%
US49	175	147	84%	93	53%	92	53%	84	48%	130	74%	104	59%	49	28%	8	5%	91	52%	28	16%	31	18%	24	14%	56	32%
US50	96	88	92%	60	63%	76	79%	20	21%	79	82%	70	73%	45	47%	11	11%	65	68%	41	43%	25	26%	12	13%	46	48%

AREA	Docentes	Word	%	Excel	%	Power Point	%	Suite de Office 365	%	Correo Electrónico	%	Navegadores Web	%	Drive	%	Meet	%	Chat	%	Foros	%	Schoology	%	Moodle	%	Classroom	%
Total	2,435	1,748	72%	862	35%	972	40%	888	36%	1,469	60%	1,138	47%	349	14%	62	3%	1,019	42%	272	11%	569	23%	131	5%	575	24%



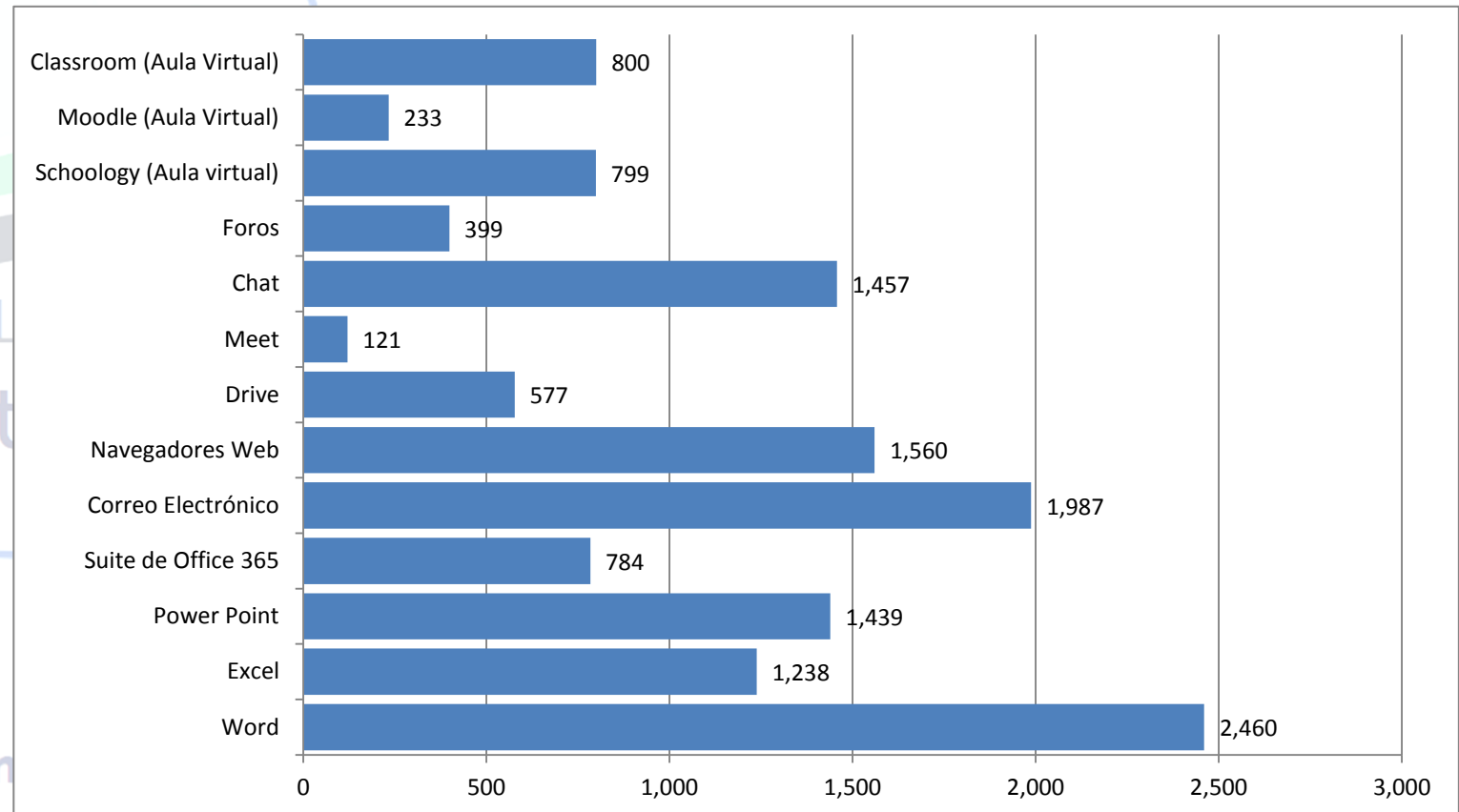
Coordinación General Territorial del
Plan Educativo Nacional

DEPARTAMENTO DE SAN MIGUEL

SAN MIGUEL

N° de docentes encuestados:
3,137

Herramientas	N° Docentes	%
Word	2,460	78%
Excel	1,238	39%
Power Point	1,439	46%
Suite de Office 365	784	25%
Correo Electrónico	1,987	63%
Navegadores Web	1,560	50%
Drive	577	18%
Meet	121	4%
Chat	1,457	46%
Foros	399	13%
Schoology (Aula virtual)	799	25%
Moodle (Aula Virtual)	233	7%
Classroom (Aula Virtual)	800	26%



ÁREAS EDUCATIVAS DEL DEPARTAMENTO DE SAN MIGUEL

AREA	Docentes	Word	%	Excel	%	Power Point	%	Suite de Office 365	%	Correo Electrónico	%	Navegadores Web	%	Drive	%	Meet	%	Chat	%	Foros	%	Schoology	%	Moodle	%	Classroom	%
SM01	42	35	83%	13	31%	18	43%	15	36%	28	67%	25	60%	5	12%	3	7%	23	55%	5	12%	11	26%	2	5%	14	33%
SM02	98	77	79%	52	53%	54	55%	34	35%	72	73%	62	63%	27	28%	5	5%	57	58%	15	15%	29	30%	15	15%	32	33%
SM03	41	37	90%	17	41%	18	44%	16	39%	22	54%	17	41%	7	17%	4	10%	13	32%	4	10%	21	51%	1	2%	10	24%
SM04	60	50	83%	23	38%	25	42%	25	42%	37	62%	23	38%	11	18%	3	5%	30	50%	6	10%	14	23%	6	10%	19	32%
SM05	89	73	82%	34	38%	38	43%	24	27%	46	52%	43	48%	10	11%	0	0%	29	33%	3	3%	8	9%	3	3%	15	17%
SM06	33	28	85%	19	58%	18	55%	12	36%	23	70%	16	48%	6	18%	2	6%	15	45%	3	9%	15	45%	3	9%	5	15%
SM07	75	50	67%	22	29%	21	28%	14	19%	36	48%	38	51%	9	12%	0	0%	29	39%	1	1%	31	41%	10	13%	15	20%
SM08	90	69	77%	28	31%	38	42%	27	30%	50	56%	40	44%	8	9%	3	3%	30	33%	10	11%	35	39%	6	7%	23	26%
SM09	126	90	71%	34	27%	46	37%	28	22%	71	56%	47	37%	11	9%	3	2%	44	35%	8	6%	18	14%	8	6%	29	23%
SM10	71	57	80%	29	41%	28	39%	13	18%	41	58%	29	41%	10	14%	0	0%	35	49%	11	15%	23	32%	6	8%	14	20%
SM11	19	17	89%	8	42%	12	63%	3	16%	12	63%	10	53%	3	16%	1	5%	9	47%	4	21%	6	32%	2	11%	4	21%
SM12	32	24	75%	9	28%	11	34%	8	25%	18	56%	17	53%	6	19%	1	3%	12	38%	2	6%	6	19%	3	9%	8	25%
SM13	12	9	75%	4	33%	6	50%	2	17%	6	50%	5	42%	3	25%	0	0%	7	58%	1	8%	3	25%	0	0%	3	25%
SM14	9	8	89%	2	22%	2	22%	1	11%	3	33%	2	22%	2	22%	0	0%	4	44%	0	0%	3	33%	0	0%	2	22%
SM15	70	46	66%	17	24%	26	37%	14	20%	38	54%	28	40%	5	7%	0	0%	21	30%	7	10%	14	20%	5	7%	15	21%
SM16	17	14	82%	9	53%	9	53%	5	29%	13	76%	10	59%	2	12%	0	0%	6	35%	1	6%	7	41%	0	0%	5	29%
SM17	965	736	76%	345	36%	421	44%	224	23%	645	67%	478	50%	163	17%	35	4%	472	49%	100	10%	212	22%	57	6%	212	22%
SM18	116	73	63%	38	33%	32	28%	27	23%	52	45%	54	47%	7	6%	2	2%	38	33%	7	6%	13	11%	4	3%	19	16%
SM19	57	45	79%	24	42%	25	44%	15	26%	32	56%	22	39%	2	4%	0	0%	29	51%	6	11%	13	23%	2	4%	15	26%
SM20	42	34	81%	17	40%	24	57%	13	31%	30	71%	18	43%	6	14%	1	2%	19	45%	3	7%	12	29%	3	7%	12	29%
SM21	23	17	74%	5	22%	5	22%	4	17%	11	48%	5	22%	2	9%	0	0%	7	30%	2	9%	4	17%	1	4%	5	22%
SM22	10	9	90%	7	70%	8	80%	4	40%	8	80%	7	70%	1	10%	0	0%	4	40%	2	20%	4	40%	0	0%	6	60%
SM23	22	17	77%	7	32%	5	23%	5	23%	11	50%	12	55%	5	23%	1	5%	11	50%	1	5%	4	18%	0	0%	2	9%
SM24	4	4	100%	1	25%	1	25%	1	25%	2	50%	1	25%	0	0%	0	0%	1	25%	0	0%	1	25%	0	0%	0	0%

AREA	Docentes	Word	%	Excel	%	Power Point	%	Suite de Office 365	%	Correo Electrónico	%	Navegadores Web	%	Drive	%	Meet	%	Chat	%	Foros	%	Schoology	%	Moodle	%	Classroom	%
SM25	16	15	94%	6	38%	7	44%	1	6%	11	69%	5	31%	0	0%	0	0%	5	31%	0	0%	1	6%	0	0%	7	44%
SM26	9	8	89%	1	11%	2	22%	1	11%	5	56%	5	56%	0	0%	0	0%	3	33%	0	0%	1	11%	0	0%	1	11%
SM27	44	29	66%	17	39%	19	43%	20	45%	27	61%	21	48%	3	7%	1	2%	15	34%	4	9%	5	11%	3	7%	8	18%
SM28	23	20	87%	8	35%	11	48%	9	39%	15	65%	12	52%	4	17%	1	4%	11	48%	3	13%	3	13%	2	9%	6	26%
SM29	21	17	81%	7	33%	10	48%	5	24%	15	71%	10	48%	4	19%	0	0%	6	29%	2	10%	8	38%	1	5%	5	24%
SM30	37	29	78%	13	35%	14	38%	9	24%	22	59%	16	43%	6	16%	2	5%	12	32%	2	5%	12	32%	2	5%	8	22%
SM31	7	2	29%	0	0%	0	0%	0	0%	2	29%	3	43%	0	0%	0	0%	3	43%	0	0%	1	14%	0	0%	1	14%
SM32	18	10	56%	5	28%	6	33%	2	11%	8	44%	6	33%	3	17%	0	0%	6	33%	1	6%	5	28%	0	0%	5	28%
SM33	30	20	67%	7	23%	7	23%	4	13%	11	37%	9	30%	4	13%	0	0%	11	37%	5	17%	13	43%	3	10%	9	30%
SM34	7	5	71%	3	43%	3	43%	3	43%	4	57%	0	0%	0	0%	0	0%	2	29%	0	0%	1	14%	0	0%	0	0%
SM35	15	11	73%	6	40%	4	27%	5	33%	6	40%	8	53%	2	13%	1	7%	5	33%	2	13%	5	33%	0	0%	3	20%
SM36	12	9	75%	5	42%	7	58%	5	42%	7	58%	7	58%	1	8%	0	0%	9	75%	0	0%	2	17%	0	0%	1	8%
SM37	20	19	95%	14	70%	9	45%	4	20%	13	65%	9	45%	4	20%	0	0%	7	35%	1	5%	6	30%	0	0%	5	25%
SM38	9	8	89%	1	11%	2	22%	2	22%	1	11%	1	11%	1	11%	1	11%	3	33%	0	0%	3	33%	0	0%	1	11%
SM39	8	6	75%	6	75%	6	75%	4	50%	6	75%	6	75%	2	25%	1	13%	3	38%	3	38%	3	38%	3	38%	4	50%
SM40	33	31	94%	18	55%	21	64%	12	36%	24	73%	18	55%	9	27%	1	3%	14	42%	7	21%	12	36%	1	3%	15	45%
SM41	10	10	100%	3	30%	4	40%	2	20%	7	70%	4	40%	2	20%	2	20%	6	60%	2	20%	2	20%	2	20%	2	20%
SM42	17	16	94%	7	41%	8	47%	5	29%	10	59%	9	53%	3	18%	3	18%	11	65%	4	24%	7	41%	0	0%	5	29%
SM43	40	28	70%	16	40%	20	50%	14	35%	27	68%	22	55%	7	18%	4	10%	28	70%	8	20%	11	28%	5	13%	11	28%
SM44	48	36	75%	18	38%	19	40%	13	27%	29	60%	18	38%	5	10%	2	4%	24	50%	8	17%	12	25%	3	6%	10	21%
SM45	29	20	69%	8	28%	11	38%	5	17%	13	45%	11	38%	3	10%	2	7%	13	45%	4	14%	10	34%	2	7%	5	17%
SM46	53	38	72%	15	28%	18	34%	13	25%	28	53%	22	42%	9	17%	0	0%	26	49%	5	9%	15	28%	1	2%	13	25%
SM47	17	9	53%	5	29%	8	47%	4	24%	9	53%	8	47%	3	18%	1	6%	7	41%	1	6%	8	47%	2	12%	6	35%
SM48	66	54	82%	21	32%	28	42%	19	29%	41	62%	33	50%	8	12%	2	3%	25	38%	6	9%	16	24%	3	5%	7	11%
SM49	16	9	56%	3	19%	3	19%	2	13%	5	31%	3	19%	3	19%	0	0%	9	56%	1	6%	6	38%	1	6%	2	13%
SM50	12	8	67%	2	17%	3	25%	2	17%	6	50%	3	25%	0	0%	0	0%	2	17%	0	0%	4	33%	0	0%	1	8%
SM51	30	24	80%	8	27%	9	30%	7	23%	17	57%	14	47%	3	10%	0	0%	14	47%	1	3%	8	27%	2	7%	8	27%

AREA	Docentes	Word	%	Excel	%	Power Point	%	Suite de Office 365	%	Correo Electrónico	%	Navegadores Web	%	Drive	%	Meet	%	Chat	%	Foros	%	Schoology	%	Moodle	%	Classroom	%
SM52	50	40	80%	19	38%	24	48%	13	26%	28	56%	25	50%	8	16%	3	6%	28	56%	11	22%	13	26%	4	8%	8	16%
SM53	317	310	98%	232	73%	265	84%	65	21%	283	89%	243	77%	169	53%	30	9%	204	64%	116	37%	99	31%	56	18%	159	50%
Total	3137	2460	78%	1238	39%	1439	46%	784	25%	1987	63%	1560	50%	577	18%	121	4%	1457	46%	399	13%	799	25%	233	7%	800	26%



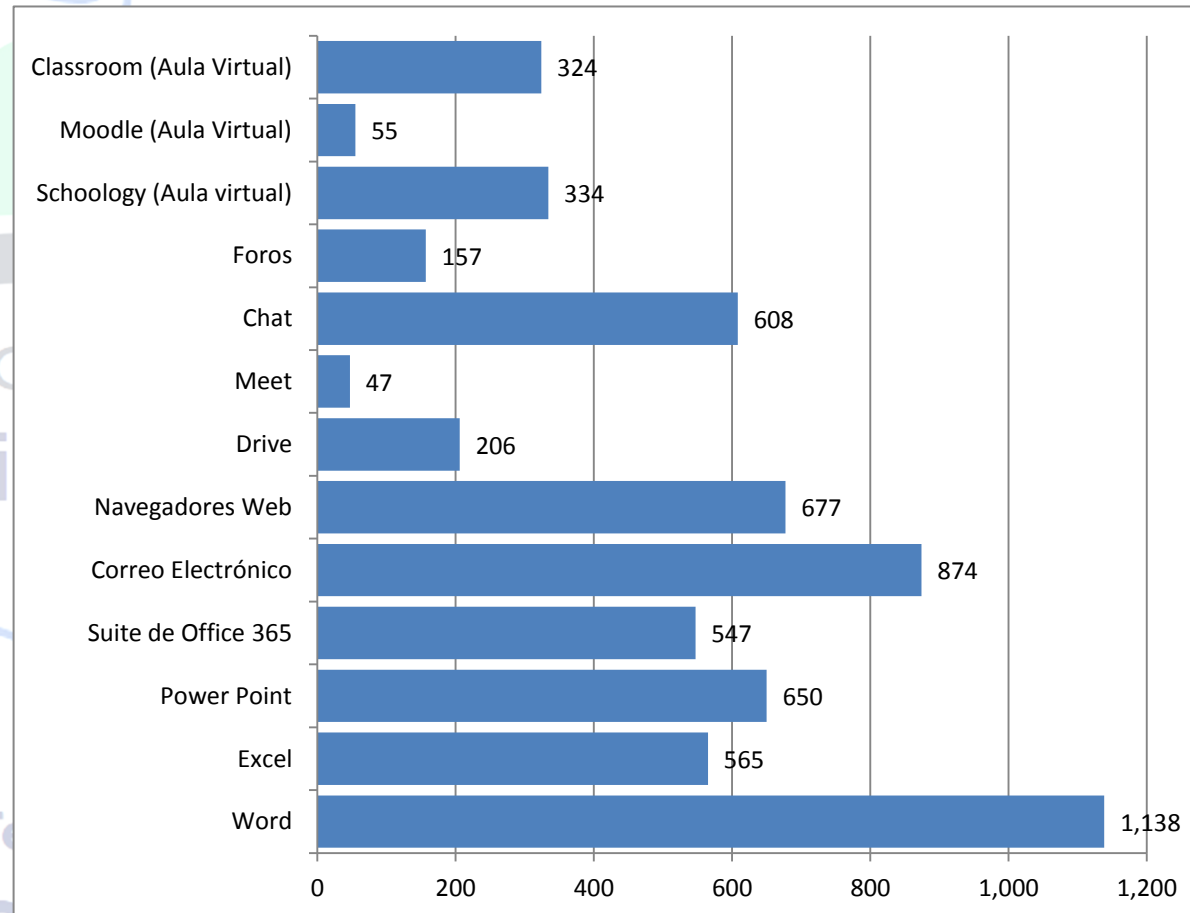
**Coordinación General Territorial del
Plan Educativo Nacional**

DEPARTAMENTO DE MORAZÁN

MORAZÁN

N° de docentes encuestados:
1,449

Herramientas	N° Docentes	%
Word	1,138	79%
Excel	565	39%
Power Point	650	45%
Suite de Office 365	547	38%
Correo Electrónico	874	60%
Navegadores Web	677	47%
Drive	206	14%
Meet	47	3%
Chat	608	42%
Foros	157	11%
Schoology (Aula virtual)	334	23%
Moodle (Aula Virtual)	55	4%
Classroom (Aula Virtual)	324	22%



ÁREAS EDUCATIVAS DEL DEPARTAMENTO DE MORAZÁN

AREA	Docentes	Word	%	Excel	%	Power Point	%	Suite de Office 365	%	Correo Electrónico	%	Navegadores Web	%	Drive	%	Meet	%	Chat	%	Foros	%	Schoology	%	Moodle	%	Classroom	%
MO01	18	16	89%	5	28%	7	39%	8	44%	12	67%	7	39%	1	6%	1	6%	10	56%	3	17%	3	17%	1	6%	5	28%
MO02	48	41	85%	26	54%	30	63%	24	50%	34	71%	21	44%	8	17%	1	2%	21	44%	5	10%	16	33%	2	4%	17	35%
MO03	62	48	77%	22	35%	25	40%	27	44%	27	44%	26	42%	6	10%	2	3%	22	35%	3	5%	9	15%	2	3%	12	19%
MO04	26	20	77%	13	50%	15	58%	12	46%	19	73%	13	50%	6	23%	2	8%	11	42%	6	23%	6	23%	2	8%	13	50%
MO05	44	38	86%	22	50%	26	59%	19	43%	31	70%	19	43%	10	23%	0	0%	16	36%	4	9%	16	36%	2	5%	13	30%
MO06	45	30	67%	16	36%	17	38%	15	33%	28	62%	18	40%	4	9%	0	0%	19	42%	5	11%	8	18%	1	2%	9	20%
MO07	16	15	94%	7	44%	8	50%	5	31%	11	69%	7	44%	3	19%	1	6%	7	44%	2	13%	6	38%	0	0%	3	19%
MO08	43	32	74%	18	42%	18	42%	13	30%	21	49%	14	33%	5	12%	2	5%	16	37%	2	5%	5	12%	1	2%	6	14%
MO09	51	43	84%	16	31%	24	47%	20	39%	27	53%	22	43%	5	10%	0	0%	18	35%	5	10%	11	22%	0	0%	11	22%
MO10	36	27	75%	15	42%	19	53%	17	47%	20	56%	15	42%	6	17%	1	3%	19	53%	4	11%	3	8%	1	3%	8	22%
MO11	21	15	71%	6	29%	7	33%	5	24%	8	38%	6	29%	2	10%	0	0%	7	33%	1	5%	2	10%	0	0%	4	19%
MO12	84	56	67%	31	37%	36	43%	30	36%	53	63%	36	43%	8	10%	6	7%	41	49%	10	12%	15	18%	1	1%	15	18%
MO13	39	25	64%	10	26%	11	28%	11	28%	24	62%	15	38%	1	3%	1	3%	15	38%	1	3%	11	28%	0	0%	6	15%
MO14	59	47	80%	29	49%	33	56%	23	39%	41	69%	36	61%	12	20%	2	3%	26	44%	10	17%	11	19%	7	12%	15	25%
MO15	68	50	74%	22	32%	27	40%	12	18%	44	65%	36	53%	13	19%	2	3%	30	44%	6	9%	15	22%	5	7%	24	35%
MO16	32	30	94%	12	38%	14	44%	12	38%	18	56%	14	44%	3	9%	1	3%	13	41%	2	6%	4	13%	0	0%	5	16%
MO17	8	5	63%	2	25%	3	38%	4	50%	5	63%	4	50%	1	13%	0	0%	5	63%	1	13%	3	38%	1	13%	1	13%
MO18	12	11	92%	1	8%	2	17%	1	8%	6	50%	7	58%	0	0%	0	0%	3	25%	0	0%	3	25%	0	0%	1	8%
MO19	123	105	85%	55	45%	70	57%	60	49%	83	67%	73	59%	24	20%	8	7%	66	54%	25	20%	56	46%	9	7%	41	33%
MO20	36	34	94%	13	36%	13	36%	16	44%	18	50%	12	33%	1	3%	0	0%	10	28%	3	8%	3	8%	1	3%	10	28%
MO21	83	71	86%	24	29%	36	43%	31	37%	48	58%	32	39%	7	8%	4	5%	26	31%	9	11%	19	23%	1	1%	18	22%
MO22	26	22	85%	9	35%	12	46%	8	31%	13	50%	8	31%	2	8%	0	0%	11	42%	0	0%	4	15%	0	0%	3	12%
MO23	39	27	69%	19	49%	17	44%	15	38%	23	59%	25	64%	3	8%	0	0%	14	36%	0	0%	3	8%	0	0%	6	15%
MO24	26	23	88%	16	62%	18	69%	8	31%	18	69%	16	62%	3	12%	0	0%	13	50%	5	19%	5	19%	1	4%	5	19%

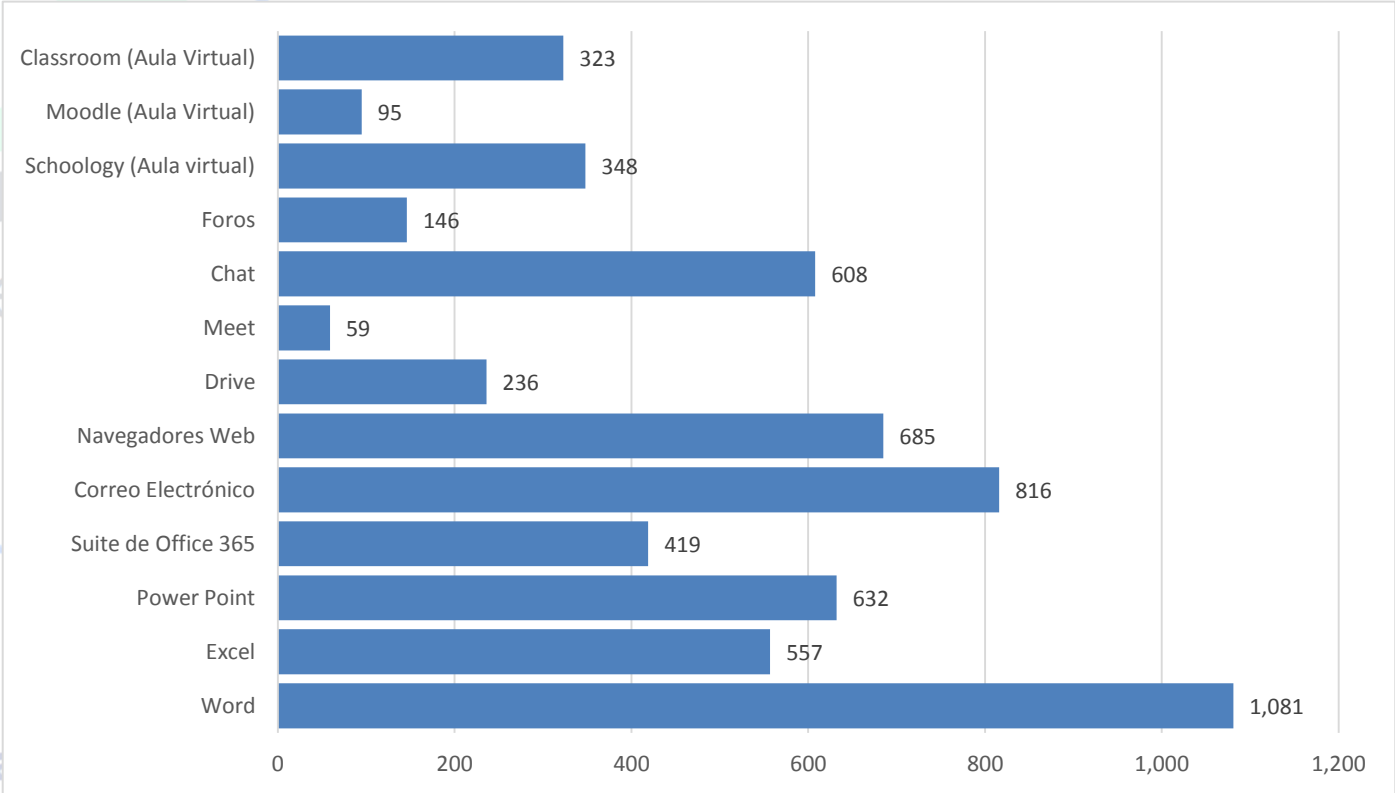
AREA	Docentes	Word	%	Excel	%	Power Point	%	Suite de Office 365	%	Correo Electrónico	%	Navegadores Web	%	Drive	%	Meet	%	Chat	%	Foros	%	Schoology	%	Moodle	%	Classroom	%
MO25	29	16	55%	7	24%	7	24%	9	31%	12	41%	15	52%	3	10%	0	0%	13	45%	1	3%	8	28%	2	7%	2	7%
MO26	26	16	62%	11	42%	8	31%	13	50%	15	58%	8	31%	3	12%	0	0%	5	19%	1	4%	3	12%	0	0%	3	12%
MO27	11	9	82%	3	27%	5	45%	2	18%	4	36%	4	36%	1	9%	0	0%	2	18%	2	18%	2	18%	1	9%	1	9%
MO28	17	11	65%	5	29%	6	35%	3	18%	9	53%	8	47%	3	18%	0	0%	5	29%	0	0%	2	12%	0	0%	1	6%
MO29	14	9	64%	4	29%	4	29%	4	29%	11	79%	5	36%	2	14%	1	7%	7	50%	2	14%	4	29%	2	14%	2	14%
MO30	37	28	76%	18	49%	16	43%	13	35%	25	68%	18	49%	10	27%	2	5%	21	57%	5	14%	7	19%	3	8%	14	38%
MO31	27	16	59%	9	33%	10	37%	8	30%	14	52%	10	37%	3	11%	0	0%	12	44%	5	19%	8	30%	1	4%	3	11%
MO32	35	32	91%	11	31%	15	43%	15	43%	19	54%	16	46%	1	3%	0	0%	9	26%	1	3%	2	6%	0	0%	4	11%
MO33	29	21	72%	12	41%	15	52%	11	38%	20	69%	14	48%	3	10%	0	0%	10	34%	1	3%	10	34%	1	3%	4	14%
MO34	50	41	82%	23	46%	17	34%	34	68%	31	62%	28	56%	7	14%	0	0%	16	32%	4	8%	15	30%	1	2%	9	18%
MO35	37	30	81%	7	19%	5	14%	13	35%	18	49%	13	35%	6	16%	0	0%	14	38%	1	3%	6	16%	0	0%	1	3%
MO36	30	22	73%	10	33%	10	33%	8	27%	16	53%	12	40%	4	13%	0	0%	14	47%	5	17%	14	47%	1	3%	7	23%
MO37	20	15	75%	7	35%	8	40%	9	45%	10	50%	7	35%	4	20%	0	0%	12	60%	1	5%	4	20%	0	0%	3	15%
MO38	42	41	98%	29	69%	36	86%	9	21%	38	90%	37	88%	22	52%	10	24%	29	69%	16	38%	12	29%	5	12%	19	45%
Total	1,449	1,138	79%	565	39%	650	45%	547	38%	874	60%	677	47%	206	14%	47	3%	608	42%	157	11%	334	23%	55	4%	324	22%

DEPARTAMENTO DE LA UNIÓN

LA UNIÓN

N° de docentes encuestados:
1,442

Herramientas	N° Docentes	%
Word	1,081	75%
Excel	557	39%
Power Point	632	44%
Suite de Office 365	419	29%
Correo Electrónico	816	57%
Navegadores Web	685	48%
Drive	236	16%
Meet	59	4%
Chat	608	42%
Foros	146	10%
Schoology (Aula virtual)	348	24%
Moodle (Aula Virtual)	95	7%
Classroom (Aula Virtual)	323	22%



Plan Educativo Nacional

ÁREAS EDUCATIVAS DEL DEPARTAMENTO DE LA UNIÓN

AREA	Docentes	Word	%	Excel	%	Power Point	%	Suite de Office 365	%	Correo Electrónico	%	Navegadores Web	%	Drive	%	Meet	%	Chat	%	Foros	%	Schoology	%	Moodle	%	Classroom	%
LU01	80	67	84%	31	39%	34	43%	31	39%	50	63%	37	46%	10	13%	2	3%	24	30%	9	11%	14	18%	3	4%	14	18%
LU02	35	26	74%	9	26%	12	34%	14	40%	18	51%	13	37%	5	14%	2	6%	13	37%	2	6%	4	11%	2	6%	7	20%
LU03	7	6	86%	2	29%	2	29%	1	14%	4	57%	5	71%	0	0%	0	0%	3	43%	0	0%	0	0%	0	0%	1	14%
LU04	43	25	58%	15	35%	14	33%	10	23%	28	65%	15	35%	2	5%	0	0%	17	40%	4	9%	12	28%	1	2%	8	19%
LU05	41	33	80%	9	22%	14	34%	9	22%	23	56%	22	54%	8	20%	0	0%	16	39%	1	2%	18	44%	0	0%	10	24%
LU06	22	19	86%	13	59%	13	59%	6	27%	14	64%	16	73%	5	23%	3	14%	11	50%	1	5%	1	5%	3	14%	5	23%
LU07	23	18	78%	12	52%	14	61%	8	35%	17	74%	11	48%	4	17%	1	4%	11	48%	4	17%	11	48%	5	22%	6	26%
LU08	105	79	75%	32	30%	40	38%	23	22%	61	58%	46	44%	15	14%	8	8%	50	48%	14	13%	26	25%	6	6%	19	18%
LU09	43	30	70%	16	37%	15	35%	13	30%	19	44%	13	30%	5	12%	0	0%	11	26%	3	7%	9	21%	0	0%	10	23%
LU10	7	6	86%	2	29%	3	43%	2	29%	6	86%	3	43%	3	43%	0	0%	4	57%	0	0%	4	57%	0	0%	2	29%
LU11	50	45	90%	26	52%	30	60%	14	28%	29	58%	23	46%	7	14%	1	2%	18	36%	4	8%	7	14%	2	4%	15	30%
LU12	39	25	64%	11	28%	14	36%	10	26%	19	49%	20	51%	5	13%	1	3%	24	62%	5	13%	15	38%	4	10%	5	13%
LU13	41	38	93%	28	68%	27	66%	21	51%	20	49%	18	44%	8	20%	1	2%	13	32%	2	5%	10	24%	0	0%	7	17%
LU14	33	26	79%	6	18%	12	36%	11	33%	18	55%	19	58%	7	21%	2	6%	16	48%	2	6%	9	27%	3	9%	10	30%
LU15	26	17	65%	9	35%	10	38%	9	35%	14	54%	14	54%	4	15%	2	8%	9	35%	1	4%	7	27%	1	4%	4	15%
LU16	179	114	64%	66	37%	73	41%	59	33%	99	55%	85	47%	38	21%	12	7%	86	48%	21	12%	37	21%	23	13%	47	26%
LU17	32	25	78%	14	44%	18	56%	9	28%	18	56%	16	50%	5	16%	1	3%	10	31%	3	9%	11	34%	2	6%	11	34%
LU18	32	24	75%	11	34%	14	44%	7	22%	14	44%	16	50%	6	19%	1	3%	15	47%	3	9%	5	16%	0	0%	8	25%
LU19	17	5	29%	2	12%	2	12%	1	6%	16	94%	3	18%	1	6%	0	0%	14	82%	1	6%	2	12%	2	12%	2	12%
LU20	31	24	77%	9	29%	7	23%	13	42%	17	55%	14	45%	3	10%	1	3%	9	29%	3	10%	5	16%	2	6%	4	13%
LU21	36	28	78%	13	36%	15	42%	10	28%	13	36%	15	42%	4	11%	0	0%	11	31%	2	6%	11	31%	2	6%	4	11%
LU22	12	5	42%	0	0%	1	8%	4	33%	3	25%	4	33%	0	0%	0	0%	3	25%	0	0%	0	0%	0	0%	0	0%
LU23	48	41	85%	25	52%	29	60%	15	31%	28	58%	28	58%	10	21%	3	6%	19	40%	4	8%	9	19%	3	6%	16	33%
LU24	14	11	79%	5	36%	5	36%	5	36%	6	43%	7	50%	1	7%	0	0%	7	50%	0	0%	5	36%	0	0%	1	7%

AREA	Docentes	Word	%	Excel	%	Power Point	%	Suite de Office 365	%	Correo Electrónico	%	Navegadores Web	%	Drive	%	Meet	%	Chat	%	Foros	%	Schoology	%	Moodle	%	Classroom	%
LU25	34	27	79%	15	44%	18	53%	9	26%	21	62%	17	50%	7	21%	1	3%	12	35%	3	9%	8	24%	4	12%	11	32%
LU26	12	12	100%	3	25%	6	50%	3	25%	5	42%	7	58%	0	0%	0	0%	4	33%	0	0%	3	25%	0	0%	1	8%
LU27	18	10	56%	2	11%	4	22%	5	28%	8	44%	7	39%	0	0%	0	0%	8	44%	0	0%	4	22%	0	0%	4	22%
LU28	23	18	78%	4	17%	7	30%	6	26%	9	39%	9	39%	2	9%	0	0%	4	17%	2	9%	3	13%	1	4%	3	13%
LU29	5	5	100%	4	80%	3	60%	3	60%	2	40%	2	40%	1	20%	0	0%	1	20%	0	0%	1	20%	0	0%	0	0%
LU30	65	45	69%	26	40%	28	43%	19	29%	43	66%	28	43%	9	14%	1	2%	27	42%	7	11%	28	43%	2	3%	16	25%
LU31	4	3	75%	1	25%	3	75%	3	75%	3	75%	2	50%	2	50%	0	0%	2	50%	0	0%	2	50%	2	50%	0	0%
LU32	26	17	65%	11	42%	10	38%	8	31%	14	54%	12	46%	2	8%	0	0%	12	46%	1	4%	8	31%	0	0%	2	8%
LU33	15	12	80%	7	47%	4	27%	6	40%	6	40%	8	53%	1	7%	0	0%	4	27%	1	7%	8	53%	0	0%	3	20%
LU34	7	6	86%	2	29%	4	57%	3	43%	4	57%	1	14%	0	0%	0	0%	6	86%	0	0%	1	14%	0	0%	0	0%
LU35	16	12	75%	1	6%	4	25%	3	19%	10	63%	8	50%	1	6%	0	0%	5	31%	0	0%	4	25%	0	0%	4	25%
LU36	21	12	57%	6	29%	8	38%	2	10%	7	33%	7	33%	1	5%	0	0%	10	48%	2	10%	3	14%	0	0%	1	5%
LU37	11	10	91%	3	27%	3	27%	1	9%	3	27%	5	45%	0	0%	0	0%	4	36%	0	0%	4	36%	0	0%	1	9%
LU38	10	8	80%	3	30%	4	40%	1	10%	6	60%	2	20%	2	20%	1	10%	5	50%	1	10%	1	10%	0	0%	3	30%
LU39	10	7	70%	5	50%	4	40%	3	30%	6	60%	7	70%	2	20%	0	0%	5	50%	2	20%	3	30%	0	0%	5	50%
LU40	9	7	78%	5	56%	5	56%	2	22%	3	33%	4	44%	2	22%	0	0%	5	56%	0	0%	2	22%	0	0%	2	22%
LU41	28	20	71%	17	61%	10	36%	9	32%	13	46%	8	29%	2	7%	3	11%	10	36%	2	7%	3	11%	3	11%	8	29%
LU42	26	16	62%	7	27%	9	35%	3	12%	15	58%	12	46%	1	4%	0	0%	13	50%	0	0%	7	27%	0	0%	4	15%
LU43	11	9	82%	5	45%	6	55%	3	27%	6	55%	5	45%	1	9%	1	9%	3	27%	1	9%	3	27%	1	9%	1	9%
LU44	3	1	33%	0	0%	0	0%	0	0%	2	67%	0	0%	0	0%	0	0%	0	0%	0	0%	0	0%	0	0%	0	0%
LU45	92	87	95%	64	70%	74	80%	22	24%	76	83%	71	77%	44	48%	11	12%	54	59%	35	38%	20	22%	18	20%	38	41%
Total	1,442	1,081	75%	557	39%	632	44%	419	29%	816	57%	685	48%	236	16%	59	4%	608	42%	146	10%	348	24%	95	7%	323	22%

Plan Educativo Nacional



Coordinación General Territorial del
Plan Educativo Nacional